

# Part 5: Physical activity

Q42. Num times walk per week over the last 6 months  
(walkact\_ord)

**Version:** Baseline n0

## Identifying and definitional attributes

---

**Data element type:** Data element

**Definition:** Num times walk per week over the last 6 months

## Relational and representational attributes

---

**Data type:** Numeric

**Field size:** Min. 1 Max. 1

**Layout:** N

**Data domain:** 1=None at all  
2=1–2 times per week (pwk)  
3= $\geq$ 3 times pwk  
Spaces=not answered

**Collection methods:** Q42: On average, (e.g., over the last 6 months) how many times a week do you walk for recreation or exercise?

Field name: walkact\_ord  
 Valid responses: 41,505  
 Missing responses: 9

None		1-2 times pwk		>=3 times pwk		Missing		Total
N	%	N	%	N	%	N	%	N

### Sex

Female	9,538	39.0	5,179	21.2	9,748	39.8	4	0.0	24,469
Male	7,376	43.3	3,010	17.7	6,654	39.0	5	0.0	17,045
<b>Total</b>	<b>16,914</b>	<b>40.7</b>	<b>8,189</b>	<b>19.7</b>	<b>16,402</b>	<b>39.5</b>	<b>9</b>	<b>0.0</b>	<b>41,514</b>

### Country of birth

Australia/New Zealand	11,076	38.8	5,647	19.8	11,814	41.4	3	0.0	28,540
Northern Europe	921	34.8	493	18.6	1,230	46.5	0	0.0	2,644
Southern Europe	4,917	47.6	2,049	19.8	3,358	32.5	6	0.1	10,330
<b>Total</b>	<b>16,914</b>	<b>40.7</b>	<b>8,189</b>	<b>19.7</b>	<b>16,402</b>	<b>39.5</b>	<b>9</b>	<b>0.0</b>	<b>41,514</b>

### Age at baseline (years)

<40	103	48.4	43	20.2	67	31.5	0	0.0	213
40-49	5,722	44.0	2,726	21.0	4,544	35.0	2	0.0	12,994
50-59	5,461	40.4	2,732	20.2	5,323	39.4	2	0.0	13,518
60-69	5,590	38.0	2,677	18.2	6,434	43.8	3	0.0	14,704
>=70	38	44.7	11	12.9	34	40.0	2	2.4	85
<b>Total</b>	<b>16,914</b>	<b>40.7</b>	<b>8,189</b>	<b>19.7</b>	<b>16,402</b>	<b>39.5</b>	<b>9</b>	<b>0.0</b>	<b>41,514</b>

## Q43. Num times exercised vigorously per week over the last 6 months (hiact\_ord)

**Version:** Baseline n0

### Identifying and definitional attributes

---

**Data element type:** Data element

**Definition:** Num times exercised vigorously per week over the last 6 months

### Relational and representational attributes

---

**Data type:** Numeric

**Field size:** Min. 1 Max. 1

**Layout:** N

**Data domain:** 1=None at all  
2=1-2 times per week (pwk)  
3= $\geq$ 3 times per week (pwk)  
Spaces=not answered

**Collection methods:** Q43: On average, (*e.g., over the last 6 months*) how many times a week did you exercise vigorously for a period of at least 20 minutes (*'Vigorously' means making you sweat or feel out of breath, and includes such activities as swimming, tennis, netball, athletics and running*)

Field name: hiact\_ord  
 Valid responses: 41,504  
 Missing responses: 10

None		1-2 times pwk		>=3 times pwk		Missing		Total
N	%	N	%	N	%	N	%	N

### Sex

Female	19,667	80.4	2,914	11.9	1,883	7.7	5	0.0	24,469
Male	13,138	77.1	1,689	9.9	2,213	13.0	5	0.0	17,045
<b>Total</b>	<b>32,805</b>	<b>79.0</b>	<b>4,603</b>	<b>11.1</b>	<b>4,096</b>	<b>9.9</b>	<b>10</b>	<b>0.0</b>	<b>41,514</b>

### Country of birth

Australia/New Zealand	21,321	74.7	3,815	13.4	3,401	11.9	3	0.0	28,540
Northern Europe	1,902	71.9	355	13.4	387	14.6	0	0.0	2,644
Southern Europe	9,582	92.8	433	4.2	308	3.0	7	0.1	10,330
<b>Total</b>	<b>32,805</b>	<b>79.0</b>	<b>4,603</b>	<b>11.1</b>	<b>4,096</b>	<b>9.9</b>	<b>10</b>	<b>0.0</b>	<b>41,514</b>

### Age at baseline (years)

<40	157	73.7	26	12.2	30	14.1	0	0.0	213
40-49	9,000	69.3	1,954	15.0	2,038	15.7	2	0.0	12,994
50-59	10,879	80.5	1,479	10.9	1,158	8.6	2	0.0	13,518
60-69	12,692	86.3	1,140	7.8	868	5.9	4	0.0	14,704
>=70	77	90.6	4	4.7	2	2.4	2	2.4	85
<b>Total</b>	<b>32,805</b>	<b>79.0</b>	<b>4,603</b>	<b>11.1</b>	<b>4,096</b>	<b>9.9</b>	<b>10</b>	<b>0.0</b>	<b>41,514</b>

## Q44. Length of time have been exercising vigorously 3 or more times a week (hiactdur\_ord)

**Version:** Baseline n0

### Identifying and definitional attributes

---

**Data element type:** Data element

**Definition:** Length of time have been exercising vigorously 3 or more times a week

### Relational and representational attributes

---

**Data type:** Numeric

**Field size:** Min. 1 Max. 1

**Layout:** N

**Data domain:** 1=Less than 3 months

2=More than 3 months but less than 1 year

3=1 or more years but less than 5 years

4=5 years or more

Spaces=not answered/not applicable

**Verification rules:** Answered if response to Q43 was 'three or more times a week'.

**Collection methods:** Q44: If you exercise vigorously '3 or more times a week', for how long have you been doing this level of activity?

field name hiactdur\_ord  
 Valid responses 41,389  
 missing responses 125

<3 mths		>=3 mths and <12 mths		>=1 yr and <5 yrs		>=5 yrs		Missing		Total
N	%	N	%	N	%	N	%	N	%	N

### Sex

Female	118	6.3	228	12.1	468	24.9	1,001	53.2	68	3.6	1,883
Male	78	3.5	159	7.2	468	21.1	1,451	65.6	57	2.6	2,213
<b>Total</b>	<b>196</b>	<b>4.8</b>	<b>387</b>	<b>9.4</b>	<b>936</b>	<b>22.9</b>	<b>2,452</b>	<b>59.9</b>	<b>125</b>	<b>3.1</b>	<b>4,096</b>

### Country of birth

Australia/New Zealand	141	4.1	295	8.7	767	22.6	2,107	62.0	91	2.7	3,401
Northern Europe	18	4.7	45	11.6	95	24.5	213	55.0	16	4.1	387
Southern Europe	37	12.0	47	15.3	74	24.0	132	42.9	18	5.8	308
<b>Total</b>	<b>196</b>	<b>4.8</b>	<b>387</b>	<b>9.4</b>	<b>936</b>	<b>22.9</b>	<b>2,452</b>	<b>59.9</b>	<b>125</b>	<b>3.1</b>	<b>4,096</b>

### Age at baseline (years)

<40	4	13.3	8	26.7	10	33.3	8	26.7	0	0.0	30
40-49	108	5.3	212	10.4	473	23.2	1,199	58.8	46	2.3	2,038
50-59	51	4.4	107	9.2	270	23.3	694	59.9	36	3.1	1,158
60-69	32	3.7	60	6.9	183	21.1	551	63.5	42	4.8	868
>=70	1	50.0	0	0.0	0	0.0	0	0.0	1	50.0	2
<b>Total</b>	<b>196</b>	<b>4.8</b>	<b>387</b>	<b>9.4</b>	<b>936</b>	<b>22.9</b>	<b>2,452</b>	<b>59.9</b>	<b>125</b>	<b>3.1</b>	<b>4,096</b>

## Q45. Num times exercised non-vigorously per week over the last 6 months (lowact\_ord)

**Version:** Baseline n0

### Identifying and definitional attributes

---

**Data element type:** Data element

**Definition:** Num times exercised non-vigorously per week over the last 6 months

### Relational and representational attributes

---

**Data type:** Numeric

**Field size:** Min. 1 Max. 1

**Layout:** N

**Data domain:** 1=None at all  
2=1–2 times per week (pwk)  
3= $\geq$ 3 times pwk  
Spaces=not answered

**Collection methods:** Q45: On average, (*e.g., over the last 6 months*) how many times a week did you engage in less vigorous exercise for recreation, sport or health and fitness purposes, which did not make you sweat or feel out of breath (*and includes such activities as bike riding, dancing, etc.*)

Field name: lowact\_ord  
 Valid responses: 41,503  
 Missing responses: 11

None		1-2 times pwk		>=3 times pwk		Missing		Total
N	%	N	%	N	%	N	%	N

### Sex

Female	15,415	63.0	4,894	20.0	4,154	17.0	6	0.0	24,469
Male	10,509	61.7	3,281	19.2	3,250	19.1	5	0.0	17,045
<b>Total</b>	<b>25,924</b>	<b>62.4</b>	<b>8,175</b>	<b>19.7</b>	<b>7,404</b>	<b>17.8</b>	<b>11</b>	<b>0.0</b>	<b>41,514</b>

### Country of birth

Australia/New Zealand	16,717	58.6	6,217	21.8	5,603	19.6	3	0.0	28,540
Northern Europe	1,530	57.9	546	20.7	568	21.5	0	0.0	2,644
Southern Europe	7,677	74.3	1,412	13.7	1,233	11.9	8	0.1	10,330
<b>Total</b>	<b>25,924</b>	<b>62.4</b>	<b>8,175</b>	<b>19.7</b>	<b>7,404</b>	<b>17.8</b>	<b>11</b>	<b>0.0</b>	<b>41,514</b>

### Age at baseline (years)

<40	146	68.5	38	17.8	29	13.6	0	0.0	213
40-49	8,528	65.6	2,474	19.0	1,989	15.3	3	0.0	12,994
50-59	8,726	64.6	2,617	19.4	2,173	16.1	2	0.0	13,518
60-69	8,473	57.6	3,027	20.6	3,200	21.8	4	0.0	14,704
>=70	51	60.0	19	22.4	13	15.3	2	2.4	85
<b>Total</b>	<b>25,924</b>	<b>62.4</b>	<b>8,175</b>	<b>19.7</b>	<b>7,404</b>	<b>17.8</b>	<b>11</b>	<b>0.0</b>	<b>41,514</b>



## Q46.1.a. Involved in moderate to heavy physical exertion at work (wrkact\_flg)

**Version:** Baseline n0

### Identifying and definitional attributes

---

**Data element type:** Data element

**Definition:** Involved in moderate to heavy physical exertion at work

### Relational and representational attributes

---

**Data type:** Numeric

**Field size:** Min. 1 Max. 1

**Layout:** N

**Data domain:** 1=Yes

0=No

Spaces=not answered/not applicable

**Collection methods:** Q46.1.a: On average, in the course of your tasks at work and around the house, how much time are you involved in moderate to heavy physical exertion (exertion which made you breathe harder or puff and pant)?

Field name: wrkact\_flg  
 Valid responses: 41,510  
 Missing responses: 4

No		Yes		Missing		Total
N	%	N	%	N	%	N

### Sex

Female	22,788	93.1	1,678	6.9	3	0.0	24,469
Male	14,727	86.4	2,317	13.6	1	0.0	17,045
<b>Total</b>	<b>37,515</b>	<b>90.4</b>	<b>3,995</b>	<b>9.6</b>	<b>4</b>	<b>0.0</b>	<b>41,514</b>

### Country of birth

Australia/New Zealand	25,815	90.5	2,725	9.5	0	0.0	28,540
Northern Europe	2,410	91.1	234	8.9	0	0.0	2,644
Southern Europe	9,290	89.9	1,036	10.0	4	0.0	10,330
<b>Total</b>	<b>37,515</b>	<b>90.4</b>	<b>3,995</b>	<b>9.6</b>	<b>4</b>	<b>0.0</b>	<b>41,514</b>

### Age at baseline (years)

<40	180	84.5	33	15.5	0	0.0	213
40-49	11,212	86.3	1,780	13.7	2	0.0	12,994
50-59	11,950	88.4	1,567	11.6	1	0.0	13,518
60-69	14,088	95.8	615	4.2	1	0.0	14,704
>=70	85	100.0	0	0.0	0	0.0	85
<b>Total</b>	<b>37,515</b>	<b>90.4</b>	<b>3,995</b>	<b>9.6</b>	<b>4</b>	<b>0.0</b>	<b>41,514</b>

## Q46.1.b. Minutes of work activity per day (wrkact\_dly)

**Version:** Baseline n0

### Identifying and definitional attributes

---

**Data element type:** Derived data element

**Definition:** Minutes of work activity per day

### Relational and representational attributes

---

**Data type:** Numeric

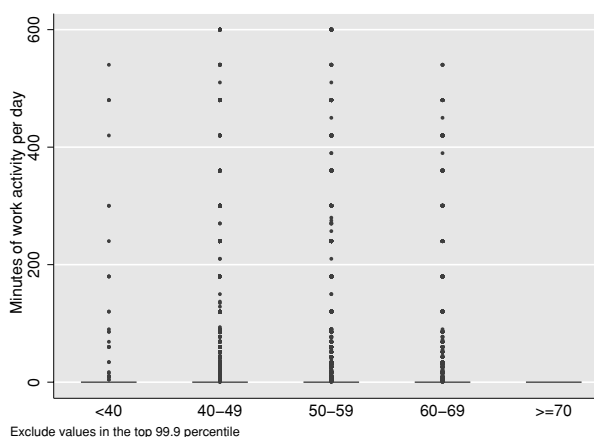
**Field size:** Min. 1 Max. 3

**Layout:** NNN

**Data domain:** Calculated daily time involved in moderate to heavy exertion at work  
Space=not answered/not applicable

**Verification rules:** Answered if response to wrkact\_flg = 1

**Collection methods:** Q46.1.b: On average, in the course of your tasks at work and around the house, how much time are you involved in moderate to heavy physical exertion (exertion which made you breathe harder or puff and pant)?



Field name: wkact\_dly  
 Valid responses: 41,495  
 Missing responses: 19

	n	Mean	SD	p25	Median	p75	Min	Max
--	---	------	----	-----	--------	-----	-----	-----

### Sex

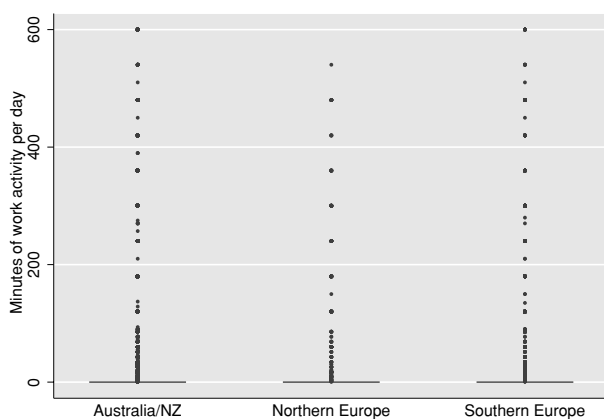
Female	24,459	8.8	47.4	0.0	0.0	0.0	0.0	600.0
Male	17,036	24.1	86.3	0.0	0.0	0.0	0.0	720.0
<b>Total</b>	<b>41,495</b>	<b>15.1</b>	<b>66.6</b>	<b>0.0</b>	<b>0.0</b>	<b>0.0</b>	<b>0.0</b>	<b>720.0</b>

### Country of birth

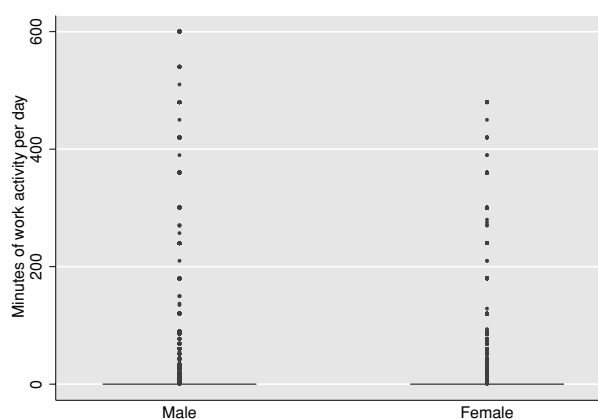
Australia / New Zealand	28,531	13.7	62.3	0.0	0.0	0.0	0.0	600.0
Northern Europe	2,644	11.8	57.7	0.0	0.0	0.0	0.0	600.0
Southern Europe	10,320	19.7	78.9	0.0	0.0	0.0	0.0	720.0
<b>Total</b>	<b>41,495</b>	<b>15.1</b>	<b>66.6</b>	<b>0.0</b>	<b>0.0</b>	<b>0.0</b>	<b>0.0</b>	<b>720.0</b>

### Age at baseline (years)

<40	213	22.3	83.0	0.0	0.0	0.0	0.0	540.0
40-49	12,988	19.5	73.4	0.0	0.0	0.0	0.0	600.0
50-59	13,515	19.8	76.8	0.0	0.0	0.0	0.0	720.0
60-69	14,696	6.9	46.3	0.0	0.0	0.0	0.0	600.0
>=70	83	0.0	0.0	0.0	0.0	0.0	0.0	0.0
<b>Total</b>	<b>41,495</b>	<b>15.1</b>	<b>66.6</b>	<b>0.0</b>	<b>0.0</b>	<b>0.0</b>	<b>0.0</b>	<b>720.0</b>



Exclude values in the top 99.9 percentile



Exclude values in the top 99.9 percentile

## Q46.2.a. Involved in moderate to heavy physical exertion at home (homact\_flg)

**Version:** Baseline n0

### Identifying and definitional attributes

---

**Data element type:** Data element

**Definition:** Involved in moderate to heavy physical exertion at home

### Relational and representational attributes

---

**Data type:** Numeric

**Field size:** Min. 1 Max. 1

**Layout:** N

**Data domain:** 1=Yes

0=No

Spaces=not answered

**Collection methods:** Q46.2.a: On average, in the course of your tasks at work and around the house, how much time are you involved in moderate to heavy physical exertion (exertion which made you breathe harder or puff and pant)?

Field name: homact\_flg  
 Valid responses: 41,510  
 Missing responses: 4

No		Yes		Missing		Total
N	%	N	%	N	%	N

#### Sex

Female	15,932	65.1	8,534	34.9	3	0.0	24,469
Male	11,019	64.6	6,025	35.3	1	0.0	17,045
<b>Total</b>	<b>26,951</b>	<b>64.9</b>	<b>14,559</b>	<b>35.1</b>	<b>4</b>	<b>0.0</b>	<b>41,514</b>

#### Country of birth

Australia/New Zealand	18,862	66.1	9,678	33.9	0	0.0	28,540
Northern Europe	1,832	69.3	812	30.7	0	0.0	2,644
Southern Europe	6,257	60.6	4,069	39.4	4	0.0	10,330
<b>Total</b>	<b>26,951</b>	<b>64.9</b>	<b>14,559</b>	<b>35.1</b>	<b>4</b>	<b>0.0</b>	<b>41,514</b>

#### Age at baseline (years)

<40	140	65.7	73	34.3	0	0.0	213
40-49	9,015	69.4	3,977	30.6	2	0.0	12,994
50-59	8,833	65.3	4,684	34.7	1	0.0	13,518
60-69	8,912	60.6	5,791	39.4	1	0.0	14,704
>=70	51	60.0	34	40.0	0	0.0	85
<b>Total</b>	<b>26,951</b>	<b>64.9</b>	<b>14,559</b>	<b>35.1</b>	<b>4</b>	<b>0.0</b>	<b>41,514</b>

## Q46.2.b. Minutes of home activity per day (homact\_dly)

**Version:** Baseline n0

### Identifying and definitional attributes

---

**Data element type:** Data element

**Definition:** Minutes of home activity per day

### Relational and representational attributes

---

**Data type:** Numeric

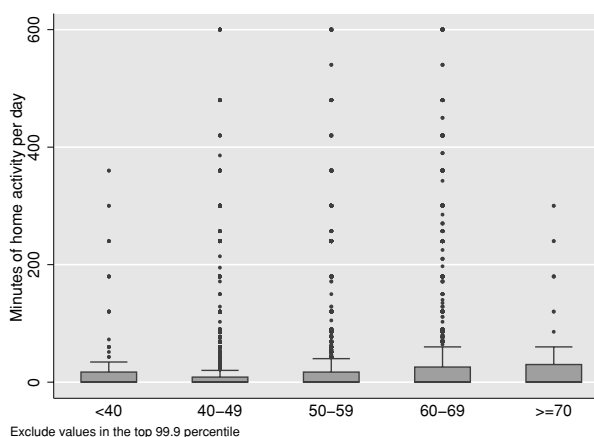
**Field size:** Min. 1 Max. 3

**Layout:** NNN

**Data domain:** Calculated daily time involved in moderate to heavy exertion at home  
Spaces=not answered/not applicable

**Verification rules:** Answered if response to homact\_flg = 1

**Collection methods:** Q46.2.b: On average, in the course of your tasks at work and around the house, how much time are you involved in moderate to heavy physical exertion (exertion which made you breathe harder or puff and pant)?



Field name: homact\_dly  
 Valid responses: 41,482  
 Missing responses: 32

	n	Mean	SD	p25	Median	p75	Min	Max
--	---	------	----	-----	--------	-----	-----	-----

### Sex

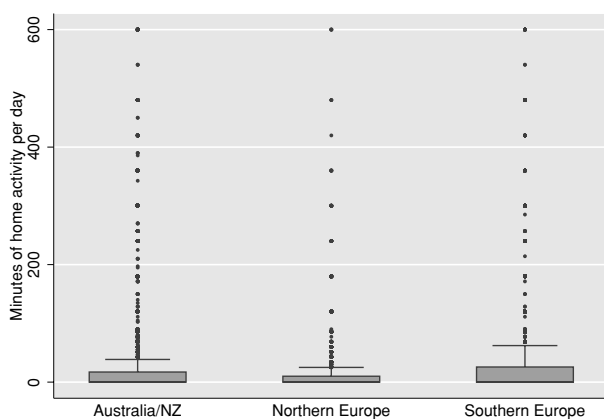
Female	24,451	25.6	67.7	0.0	0.0	17.1	0.0	600.0
Male	17,031	20.9	54.4	0.0	0.0	17.1	0.0	600.0
<b>Total</b>	<b>41,482</b>	<b>23.7</b>	<b>62.6</b>	<b>0.0</b>	<b>0.0</b>	<b>17.1</b>	<b>0.0</b>	<b>600.0</b>

### Country of birth

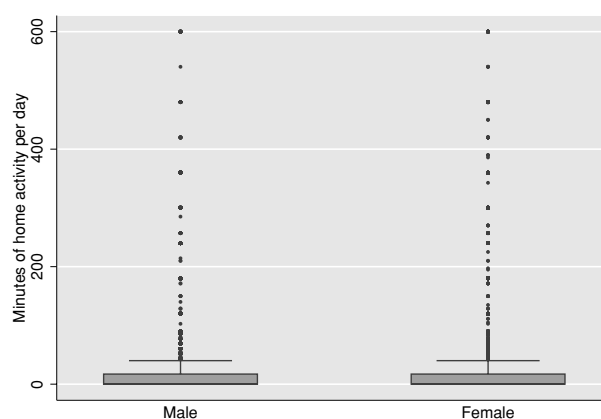
Australia / New Zealand	28,519	21.0	56.5	0.0	0.0	17.1	0.0	600.0
Northern Europe	2,643	16.5	49.9	0.0	0.0	10.0	0.0	600.0
Southern Europe	10,320	33.1	78.6	0.0	0.0	25.7	0.0	600.0
<b>Total</b>	<b>41,482</b>	<b>23.7</b>	<b>62.6</b>	<b>0.0</b>	<b>0.0</b>	<b>17.1</b>	<b>0.0</b>	<b>600.0</b>

### Age at baseline (years)

<40	213	24.6	62.9	0.0	0.0	17.1	0.0	360.0
40-49	12,985	16.4	49.1	0.0	0.0	8.6	0.0	600.0
50-59	13,507	22.3	59.6	0.0	0.0	17.1	0.0	600.0
60-69	14,694	31.4	74.0	0.0	0.0	25.7	0.0	600.0
>=70	83	32.9	69.6	0.0	0.0	30.0	0.0	300.0
<b>Total</b>	<b>41,482</b>	<b>23.7</b>	<b>62.6</b>	<b>0.0</b>	<b>0.0</b>	<b>17.1</b>	<b>0.0</b>	<b>600.0</b>



Exclude values in the top 99.9 percentile



Exclude values in the top 99.9 percentile



## X15. Physical activity score (actlvl\_qty)

**Version:** Baseline n0

### Identifying and definitional attributes

---

**Data element type:** Derived data element

**Definition:** Physical activity score

### Relational and representational attributes

---

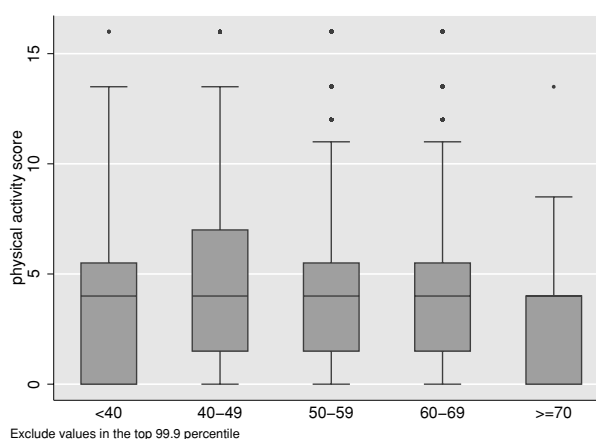
**Data type:** Numeric

**Field size:** Min. 1 Max. 2

**Layout:** N.N

**Data domain:** Calculated physical activity score

**Collection methods:** The physical activity score combines the 3 activity types represented by hiact\_ord, lowact\_ord and walkact\_ord.  
After recoding the frequency responses as 1=0, 2=1.5 and 3=4, the score is calculated as  $(hiact\_ord * 2) + (lowact\_ord * 1) + (walkact\_ord * 1)$  the relative energy expenditure of different activity types is based on Ainsworth BE, et al. Compendium of physical activities: classification of energy costs of human physical activities. Med Sci Sports Exerc 1993;25:71.



Field name: atlvl\_qty  
 Valid responses: 41,510  
 Missing responses: 4

n	Mean	SD	p25	Median	p75	Min	Max
---	------	----	-----	--------	-----	-----	-----

### Sex

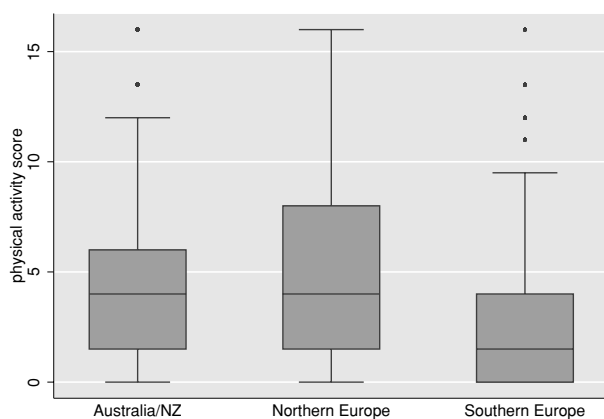
Female	24,466	3.9	3.4	1.5	4.0	5.5	0.0	16.0
Male	17,044	4.2	3.8	1.5	4.0	5.5	0.0	16.0
<b>Total</b>	<b>41,510</b>	<b>4.0</b>	<b>3.6</b>	<b>1.5</b>	<b>4.0</b>	<b>5.5</b>	<b>0.0</b>	<b>16.0</b>

### Country of birth

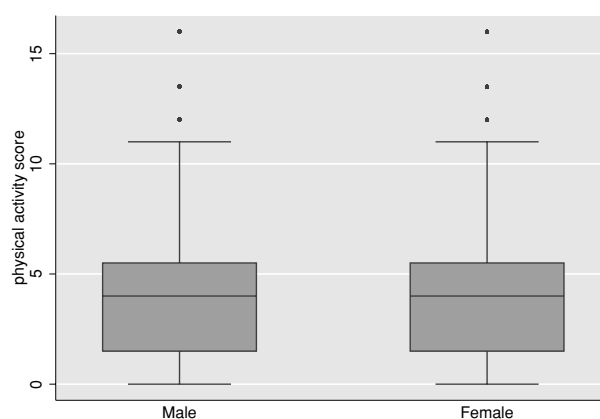
Australia / New Zealand	28,540	4.4	3.7	1.5	4.0	6.0	0.0	16.0
Northern Europe	2,644	4.9	3.8	1.5	4.0	8.0	0.0	16.0
Southern Europe	10,326	2.7	2.8	0.0	1.5	4.0	0.0	16.0
<b>Total</b>	<b>41,510</b>	<b>4.0</b>	<b>3.6</b>	<b>1.5</b>	<b>4.0</b>	<b>5.5</b>	<b>0.0</b>	<b>16.0</b>

### Age at baseline (years)

<40	213	3.9	3.9	0.0	4.0	5.5	0.0	16.0
40-49	12,992	4.3	3.9	1.5	4.0	7.0	0.0	16.0
50-59	13,517	3.8	3.5	1.5	4.0	5.5	0.0	16.0
60-69	14,703	3.9	3.3	1.5	4.0	5.5	0.0	16.0
>=70	85	3.1	2.9	0.0	4.0	4.0	0.0	13.5
<b>Total</b>	<b>41,510</b>	<b>4.0</b>	<b>3.6</b>	<b>1.5</b>	<b>4.0</b>	<b>5.5</b>	<b>0.0</b>	<b>16.0</b>



Exclude values in the top 99.9 percentile



Exclude values in the top 99.9 percentile

## X16. Physical activity score categorised (acat\_actlvl\_ord)

**Version:** Baseline n0

### Identifying and definitional attributes

---

**Data element type:** Composite data element

**Definition:** Physical activity score categorised

### Relational and representational attributes

---

**Data type:** Numeric

**Field size:** Min. 1 Max. 1

**Layout:** N

**Data domain:** 1= 0  
2 =>0 and <4  
3 =>4 and <6  
4 =>6  
Spaces=not answered/not applicable

**Collection methods:** Categorised version of actlvl\_qty

Field name: acat\_actlvl\_ord

Valid responses: 41,510

Missing responses: 4

0		>0 and <4		≥4 and <6		≥6		Missing		Total
N	%	N	%	N	%	N	%	N	%	N

### Sex

Female	5,382	22.0	5,204	21.3	8,919	36.5	4,961	20.3	3	0.0	24,469
Male	3,846	22.6	3,122	18.3	5,857	34.4	4,219	24.8	1	0.0	17,045
<b>Total</b>	<b>9,228</b>	<b>22.2</b>	<b>8,326</b>	<b>20.1</b>	<b>14,776</b>	<b>35.6</b>	<b>9,180</b>	<b>22.1</b>	<b>4</b>	<b>0.0</b>	<b>41,514</b>

### Country of birth

Australia/New Zealand	5,164	18.1	5,584	19.6	10,421	36.5	7,371	25.8	0	0.0	28,540
Northern Europe	418	15.8	439	16.6	969	36.6	818	30.9	0	0.0	2,644
Southern Europe	3,646	35.3	2,303	22.3	3,386	32.8	991	9.6	4	0.0	10,330
<b>Total</b>	<b>9,228</b>	<b>22.2</b>	<b>8,326</b>	<b>20.1</b>	<b>14,776</b>	<b>35.6</b>	<b>9,180</b>	<b>22.1</b>	<b>4</b>	<b>0.0</b>	<b>41,514</b>

### Age at baseline (years)

<40	63	29.6	37	17.4	66	31.0	47	22.1	0	0.0	213
40-49	3,017	23.2	2,549	19.6	3,851	29.6	3,575	27.5	2	0.0	12,994
50-59	3,153	23.3	2,829	20.9	4,805	35.5	2,730	20.2	1	0.0	13,518
60-69	2,969	20.2	2,895	19.7	6,023	41.0	2,816	19.2	1	0.0	14,704
≥70	26	30.6	16	18.8	31	36.5	12	14.1	0	0.0	85
<b>Total</b>	<b>9,228</b>	<b>22.2</b>	<b>8,326</b>	<b>20.1</b>	<b>14,776</b>	<b>35.6</b>	<b>9,180</b>	<b>22.1</b>	<b>4</b>	<b>0.0</b>	<b>41,514</b>