

# Part 4: Smoking

## X9. Smoking status (cigst\_cde)

**Version:** Baseline n0

### Identifying and definitional attributes

---

**Data element type:** Derived data element

**Definition:** Smoking status

### Relational and representational attributes

---

**Data type:** Numeric

**Field size:** Min. 1 Max. 1

**Layout:** N

**Data domain:** 0=Never smoked  
1=Current smoker  
2=Former smoker  
Spaces=not answered

**Collection methods:** If Q21 (cigevr\_flg) = No, then X9 (cigst\_cde) = 0 (never smoked)  
If Q21 (cigevr\_flg) = Yes and Q24 (cignow\_flg)= Yes, then  
X9 (cigst\_cde) = 1 (current smoker)  
If Q21 (cigevr\_flg) = Yes and Q24 (cignow\_flg)= No, then  
X9 (cigst\_cde) = 2 (former smoker)

Field name: cigst\_cde  
 Valid responses: 41,504  
 Missing responses: 10

Never smoker		Current smoker		Former smoker		Missing		Total
N	%	N	%	N	%	N	%	N

### Sex

Female	16,862	68.9	2,213	9.0	5,390	22.0	4	0.0	24,469
Male	6,957	40.8	2,475	14.5	7,607	44.6	6	0.0	17,045
<b>All</b>	<b>23,819</b>	<b>57.4</b>	<b>4,688</b>	<b>11.3</b>	<b>12,997</b>	<b>31.3</b>	<b>10</b>	<b>0.0</b>	<b>41,514</b>

### Country of birth

Australia/New Zealand	16,525	57.9	2,943	10.3	9,069	31.8	3	0.0	28,540
Northern Europe	1,236	46.8	308	11.6	1,100	41.6	0	0.0	2,644
Southern Europe	6,058	58.6	1,437	13.9	2,828	27.4	7	0.1	10,330
<b>All</b>	<b>23,819</b>	<b>57.4</b>	<b>4,688</b>	<b>11.3</b>	<b>12,997</b>	<b>31.3</b>	<b>10</b>	<b>0.0</b>	<b>41,514</b>

### Age at baseline (years)

<40	125	58.7	36	16.9	52	24.4	0	0.0	213
40-49	7,470	57.5	1,796	13.8	3,726	28.7	2	0.0	12,994
50-59	8,029	59.4	1,533	11.3	3,954	29.3	2	0.0	13,518
60-69	8,148	55.4	1,315	8.9	5,237	35.6	4	0.0	14,704
>=70	47	55.3	8	9.4	28	32.9	2	2.4	85
<b>All</b>	<b>23,819</b>	<b>57.4</b>	<b>4,688</b>	<b>11.3</b>	<b>12,997</b>	<b>31.3</b>	<b>10</b>	<b>0.0</b>	<b>41,514</b>

## Q21. Ever smoked 7 cigarettes a week (cigevr\_flg)

**Version:** Baseline n0

### Identifying and definitional attributes

---

**Data element type:** Data element

**Definition:** Ever smoked 7 cigarettes a week

### Relational and representational attributes

---

**Data type:** Numeric

**Field size:** Min. 1 Max. 1

**Layout:** N

**Data domain:** 1=Yes

0=No

Spaces=not answered

**Collection methods:** Q21: Have you ever smoked at least 7 cigarettes a week for at least a year?

Field name: cigevr\_flg  
 Valid responses: 41,514  
 Missing responses: 9

No		Yes		Missing		Total
N	%	N	%	N	%	N

#### Sex

Female	16,862	68.9	7,603	31.1	4	0.0	24,469
Male	6,957	40.8	10,083	59.2	5	0.0	17,045
<b>Total</b>	<b>23,819</b>	<b>57.4</b>	<b>17,686</b>	<b>42.6</b>	<b>9</b>	<b>0.0</b>	<b>41,514</b>

#### Country of birth

Australia/NZ	16,525	57.9	12,012	42.1	3	0.0	28,540
Northern Europe	1,236	46.7	1,408	53.3	0	0.0	2,644
Southern Europe	6,058	58.6	4,266	41.3	6	0.1	10,330
<b>Total</b>	<b>23,819</b>	<b>57.4</b>	<b>17,686</b>	<b>42.6</b>	<b>9</b>	<b>0.0</b>	<b>41,514</b>

#### Age at baseline (years)

<40	125	58.7	88	41.3	0	0.0	213
40-49	7,470	57.5	5,522	42.5	2	0.0	12,994
50-59	8,029	59.4	5,487	40.6	2	0.0	13,518
60-69	8,148	55.4	6,553	44.6	3	0.0	14,704
>=70	47	55.3	36	42.4	2	2.4	85
<b>Total</b>	<b>23,819</b>	<b>57.4</b>	<b>17,686</b>	<b>42.6</b>	<b>9</b>	<b>0.0</b>	<b>41,514</b>

## Q22. Age first smoked 7 cigarettes a week (cigstr\_age)

**Version:** Baseline n0

### Identifying and definitional attributes

---

**Data element type:** Data element

**Definition:** Age first smoked 7 cigarettes a week

### Relational and representational attributes

---

**Data type:** Numeric

**Field size:** Min. 1 Max. 2

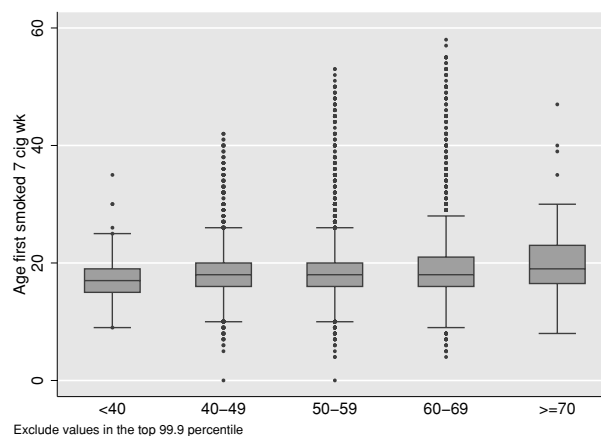
**Layout:** NN

**Data domain:** Valid age in years

Spaces=not answered

**Verification rules:** Answered if response to Q21 = yes

**Collection methods:** Q22: How old were you when you first started smoking at least 7 cigarettes a week?



Field name: cigstr\_age  
 Valid responses: 17,680  
 Missing responses: 6

n	Mean	SD	p25	Median	p75	Min	Max
---	------	----	-----	--------	-----	-----	-----

### Sex

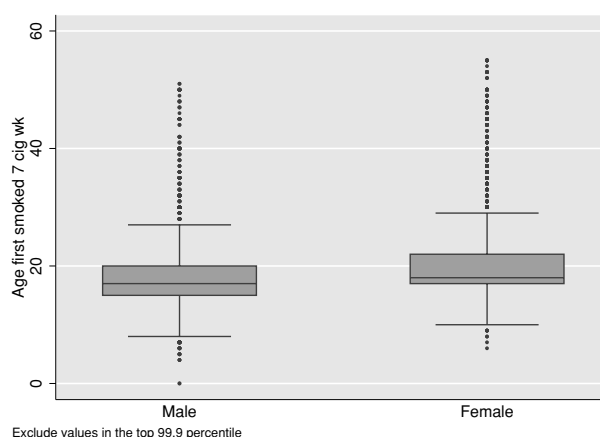
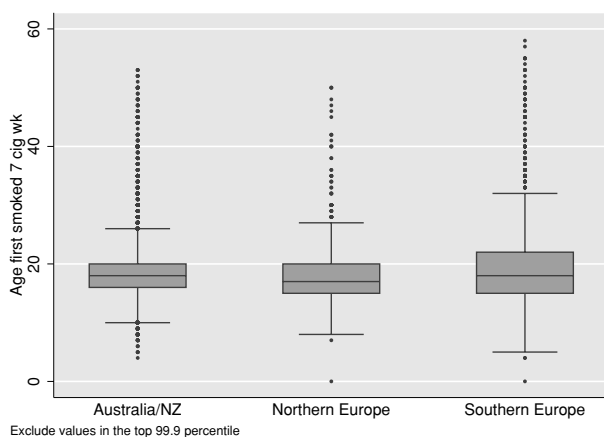
Female	7,602	20.5	6.6	17.0	18.0	22.0	6	63
Male	10,078	17.7	4.8	15.0	17.0	20.0	0	64
<b>Total</b>	<b>17,680</b>	<b>18.9</b>	<b>5.8</b>	<b>16.0</b>	<b>18.0</b>	<b>20.0</b>	<b>0</b>	<b>64</b>

### Country of birth

Australia / New Zealand	12,008	18.7	5.3	16.0	18.0	20.0	4	64
Northern Europe	1,408	18.1	5.0	15.0	17.0	20.0	0	50
Southern Europe	4,264	19.8	7.1	15.0	18.0	22.0	0	60
<b>Total</b>	<b>17,680</b>	<b>18.9</b>	<b>5.8</b>	<b>16.0</b>	<b>18.0</b>	<b>20.0</b>	<b>0</b>	<b>64</b>

### Age at baseline (years)

<40	88	17.9	4.1	15.0	17.0	19.0	9	35
40-49	5,522	18.2	4.3	16.0	18.0	20.0	0	48
50-59	5,484	19.1	6.1	16.0	18.0	20.0	0	55
60-69	6,550	19.4	6.6	16.0	18.0	21.0	4	64
>=70	36	21.1	8.1	16.5	19.0	23.0	8	47
<b>Total</b>	<b>17,680</b>	<b>18.9</b>	<b>5.8</b>	<b>16.0</b>	<b>18.0</b>	<b>20.0</b>	<b>0</b>	<b>64</b>



## Q23. Avg quantity cigarettes smoked a day (cigqd\_qty)

**Version:** Baseline n0

### Identifying and definitional attributes

---

**Data element type:** Data element

**Definition:** Avg quantity cigarettes smoked a day

### Relational and representational attributes

---

**Data type:** Numeric

**Field size:** Min. 1 Max. 2

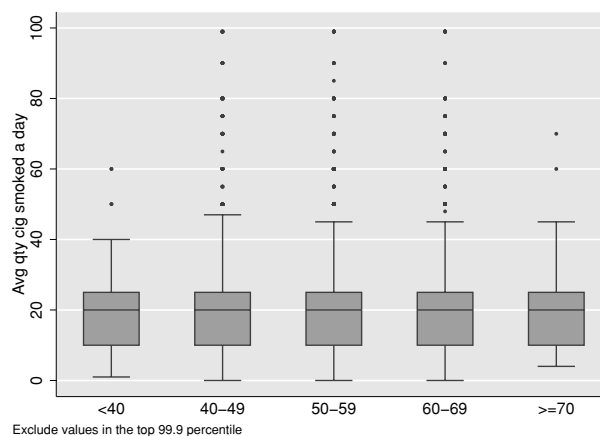
**Layout:** NN

**Data domain:** Total number of cigarettes smoked a day on average

Spaces=not answered/not applicable

**Verification rules:** Answered if response to Q21 = yes

**Collection methods:** Q23: How many cigarettes do/did you smoke a day on average?



Field name: cigqd\_qty  
 Valid responses: 17,603  
 Missing responses: 83

n	Mean	SD	p25	Median	p75	Min	Max
---	------	----	-----	--------	-----	-----	-----

### Sex

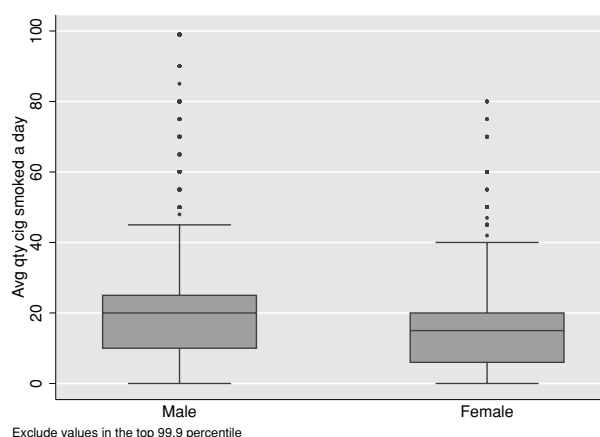
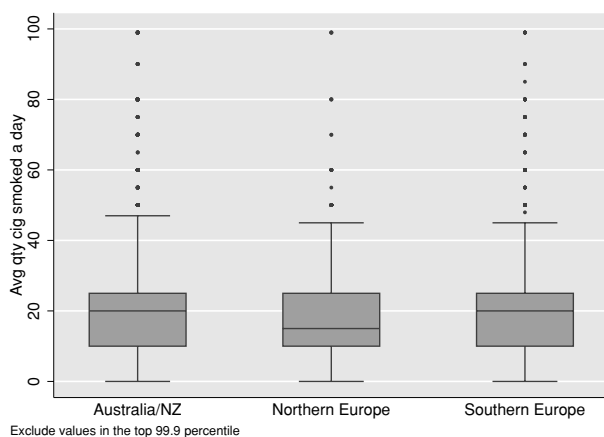
Female	7,567	15.5	11.9	6.0	15.0	20.0	0	99
Male	10,036	21.9	15.5	10.0	20.0	25.0	0	99
<b>Total</b>	<b>17,603</b>	<b>19.1</b>	<b>14.4</b>	<b>10.0</b>	<b>20.0</b>	<b>25.0</b>	<b>0</b>	<b>99</b>

### Country of birth

Australia / New Zealand	11,948	19.0	14.2	10.0	20.0	25.0	0	99
Northern Europe	1,406	17.9	13.1	10.0	15.0	25.0	0	99
Southern Europe	4,249	19.8	15.4	10.0	20.0	25.0	0	99
<b>Total</b>	<b>17,603</b>	<b>19.1</b>	<b>14.4</b>	<b>10.0</b>	<b>20.0</b>	<b>25.0</b>	<b>0</b>	<b>99</b>

### Age at baseline (years)

<40	88	18.8	12.7	10.0	20.0	25.0	1	60
40-49	5,500	18.4	13.5	10.0	20.0	25.0	0	99
50-59	5,460	19.6	14.9	10.0	20.0	25.0	0	99
60-69	6,519	19.4	14.8	10.0	20.0	25.0	0	99
>=70	36	21.6	14.5	10.0	20.0	25.0	4	70
<b>Total</b>	<b>17,603</b>	<b>19.1</b>	<b>14.4</b>	<b>10.0</b>	<b>20.0</b>	<b>25.0</b>	<b>0</b>	<b>99</b>





## Q24. Now smoke 7 cigarettes a week (cignow\_flg)

**Version:** Baseline n0

### Identifying and definitional attributes

---

**Data element type:** Data element

**Definition:** Now smoke 7 cigarettes a week

### Relational and representational attributes

---

**Data type:** Numeric

**Field size:** Min. 1 Max. 1

**Layout:** N

**Data domain:** 1=Yes

0=No

Spaces=not answered/not applicable

**Verification rules:** Answered if response to Q21 = yes

**Collection methods:** Q24: Do you now smoke at least 7 cigarettes a week?

Field name: cignow\_flg  
 Valid responses: 17,685  
 Missing responses: 1

No		Yes		Missing		Total
N	%	N	%	N	%	N

#### Sex

Female	5,390	70.9	2,213	29.1	0	0.0	7,603
Male	7,607	75.4	2,475	24.6	1	0.0	10,083
<b>All</b>	<b>12,997</b>	<b>73.5</b>	<b>4,688</b>	<b>26.5</b>	<b>1</b>	<b>0.0</b>	<b>17,686</b>

#### Country of birth

Australia/New Zealand	9,069	75.5	2,943	24.5	0	0.0	12,012
Northern Europe	1,100	78.1	308	21.9	0	0.0	1,408
Southern Europe	2,828	66.3	1,437	33.7	1	0.0	4,266
<b>All</b>	<b>12,997</b>	<b>73.5</b>	<b>4,688</b>	<b>26.5</b>	<b>1</b>	<b>0.0</b>	<b>17,686</b>

#### Age at baseline (years)

<40	52	59.1	36	40.9	0	0.0	88
40-49	3,726	67.5	1,796	32.5	0	0.0	5,522
50-59	3,954	72.1	1,533	27.9	0	0.0	5,487
60-69	5,237	79.9	1,315	20.1	1	0.0	6,553
>=70	28	77.8	8	22.2	0	0.0	36
<b>All</b>	<b>12,997</b>	<b>73.5</b>	<b>4,688</b>	<b>26.5</b>	<b>1</b>	<b>0.0</b>	<b>17,686</b>

## Q25. Age stopped smoking 7 cigarettes a week (cigqt\_age)

**Version:** Baseline n0

### Identifying and definitional attributes

---

**Data element type:** Data element

**Definition:** Age stopped smoking 7 cigarettes a week

### Relational and representational attributes

---

**Data type:** Numeric

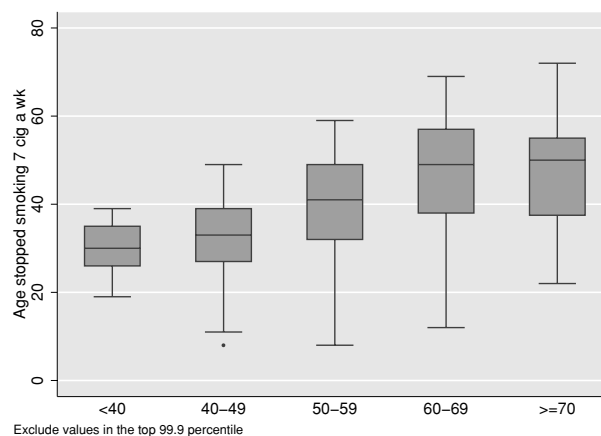
**Field size:** Min. 1 Max. 2

**Layout:** NN

**Data domain:** Valid age  
Spaces=not answered/not applicable

**Verification rules:** Answered if response to Q24 = No

**Collection methods:** Q25: If no, at what age did you stop smoking at least 7 cigarettes a week?



Field name: cigqt\_age  
 Valid responses: 12,903  
 Missing responses: 94

n	Mean	SD	p25	Median	p75	Min	Max
---	------	----	-----	--------	-----	-----	-----

### Sex

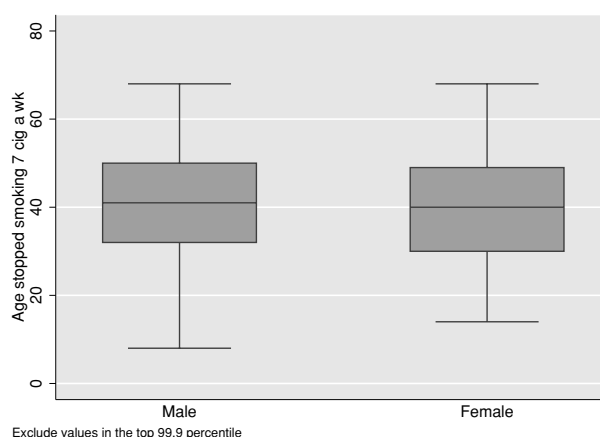
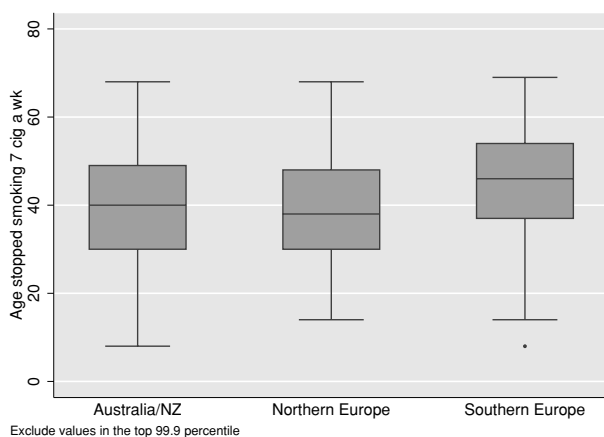
Female	5,344	39.8	11.9	30.0	40.0	49.5	14	69
Male	7,559	41.4	12.0	32.0	41.0	50.0	8	72
<b>Total</b>	<b>12,903</b>	<b>40.7</b>	<b>12.0</b>	<b>31.0</b>	<b>40.0</b>	<b>50.0</b>	<b>8</b>	<b>72</b>

### Country of birth

Australia / New Zealand	9,017	39.6	11.9	30.0	40.0	49.0	8	69
Northern Europe	1,093	39.0	12.1	30.0	38.0	48.0	14	69
Southern Europe	2,793	45.0	11.3	37.0	46.0	54.0	8	72
<b>Total</b>	<b>12,903</b>	<b>40.7</b>	<b>12.0</b>	<b>31.0</b>	<b>40.0</b>	<b>50.0</b>	<b>8</b>	<b>72</b>

### Age at baseline (years)

<40	51	30.7	5.8	26.0	30.0	35.0	19	39
40-49	3,693	32.8	7.8	27.0	33.0	39.0	8	50
50-59	3,923	40.4	10.4	32.0	41.0	49.0	8	60
60-69	5,208	46.7	12.2	38.0	49.0	57.0	12	69
>=70	28	47.5	13.1	37.5	50.0	55.0	22	72
<b>Total</b>	<b>12,903</b>	<b>40.7</b>	<b>12.0</b>	<b>31.0</b>	<b>40.0</b>	<b>50.0</b>	<b>8</b>	<b>72</b>



## Q26. Quit smoking cigarettes (cigqt\_flg)

**Version:** Baseline n0

### Identifying and definitional attributes

---

**Data element type:** Data element

**Definition:** Quit smoking cigarettes

### Relational and representational attributes

---

**Data type:** Numeric

**Field size:** Min. 1      Max. 1

**Layout:** N

**Data domain:** 1=Yes

0=No

Spaces=not answered/not applicable

**Verification rules:** Answered if response to Q21 = yes

**Collection methods:** Q26: Between the age you started and the age you stopped (*or now for current smokers*) have you not smoked for periods of at least a year?

Field name: cigqt\_flg  
 Valid responses: 17,679  
 Missing responses: 7

No		Yes		Missing		Total
N	%	N	%	N	%	N

#### Sex

Female	5,679	74.7	1,923	25.3	1	0.0	7,603
Male	7,533	74.7	2,544	25.2	6	0.1	10,083
<b>Total</b>	<b>13,212</b>	<b>74.7</b>	<b>4,467</b>	<b>25.3</b>	<b>7</b>	<b>0.0</b>	<b>17,686</b>

#### Country of birth

Australia/New Zealand	8,964	74.6	3,045	25.4	3	0.0	12,012
Northern Europe	1,060	75.3	347	24.6	1	0.1	1,408
Southern Europe	3,188	74.7	1,075	25.2	3	0.1	4,266
<b>Total</b>	<b>13,212</b>	<b>74.7</b>	<b>4,467</b>	<b>25.3</b>	<b>7</b>	<b>0.0</b>	<b>17,686</b>

#### Age at baseline (years)

<40	62	70.5	26	29.5	0	0.0	88
40-49	4,083	73.9	1,438	26.0	1	0.0	5,522
50-59	4,043	73.7	1,440	26.2	4	0.1	5,487
60-69	4,996	76.2	1,555	23.7	2	0.0	6,553
>=70	28	77.8	8	22.2	0	0.0	36
<b>Total</b>	<b>13,212</b>	<b>74.7</b>	<b>4,467</b>	<b>25.3</b>	<b>7</b>	<b>0.0</b>	<b>17,686</b>

## Q29. Ever smoked 7 cigars wk (cgrevr\_flg)

**Version:** Baseline n0

### Identifying and definitional attributes

---

**Data element type:** Data element

**Definition:** Ever smoked 7 cigars wk

### Relational and representational attributes

---

**Data type:** Numeric

**Field size:** Min. 1 Max. 1

**Layout:** N

**Data domain:** 1=Yes

0=No

Spaces=not answered/not applicable

**Verification rules:** Answered if response to Q21 = yes

**Collection methods:** Q29: Have you ever smoked at least 7 cigars a week for at least a year?

Field name: cgrevr\_flg  
 Valid responses: 17,686  
 Missing responses: 0

No		Yes		Missing		Total
N	%	N	%	N	%	N

#### Sex

Female	7,433	97.8	170	2.2	0	0.0	7,603
Male	8,762	86.9	1,321	13.1	0	0.0	10,083
<b>Total</b>	<b>16,195</b>	<b>91.6</b>	<b>1,491</b>	<b>8.4</b>	<b>0</b>	<b>0.0</b>	<b>17,686</b>

#### Country of birth

Australia/New Zealand	10,930	91.0	1,082	9.0	0	0.0	12,012
Northern Europe	1,244	88.4	164	11.6	0	0.0	1,408
Southern Europe	4,021	94.3	245	5.7	0	0.0	4,266
<b>Total</b>	<b>16,195</b>	<b>91.6</b>	<b>1,491</b>	<b>8.4</b>	<b>0</b>	<b>0.0</b>	<b>17,686</b>

#### Age at baseline (years)

<40	85	96.6	3	3.4	0	0.0	88
40-49	5,057	91.6	465	8.4	0	0.0	5,522
50-59	5,025	91.6	462	8.4	0	0.0	5,487
60-69	5,994	91.5	559	8.5	0	0.0	6,553
>=70	34	94.4	2	5.6	0	0.0	36
<b>Total</b>	<b>16,195</b>	<b>91.6</b>	<b>1,491</b>	<b>8.4</b>	<b>0</b>	<b>0.0</b>	<b>17,686</b>



## Q30. Ever smoked 7 pipes wk (pipevr\_flg)

**Version:** Baseline n0

### Identifying and definitional attributes

---

**Data element type:** Data element

**Definition:** Ever smoked 7 pipes wk

### Relational and representational attributes

---

**Data type:** Numeric

**Field size:** Min. 1      Max. 1

**Layout:** N

**Data domain:** 1=Yes

0=No

Spaces=not answered/not applicable

**Verification rules:** Answered if response to Q21 = yes

**Collection methods:** Q30: Have you ever smoked at least 7 pipes of tobacco a week for at least a year?

Field name: pipevr\_flg  
 Valid responses: 17,685  
 Missing responses: 1

No		Yes		Missing		Total
N	%	N	%	N	%	N

#### Sex

Female	7,546	99.3	57	0.7	0	0.0	7,603
Male	8,144	80.8	1,938	19.2	1	0.0	10,083
<b>Total</b>	<b>15,690</b>	<b>88.7</b>	<b>1,995</b>	<b>11.3</b>	<b>1</b>	<b>0.0</b>	<b>17,686</b>

#### Country of birth

Australia/New Zealand	10,520	87.6	1,491	12.4	1	0.0	12,012
Northern Europe	1,228	87.2	180	12.8	0	0.0	1,408
Southern Europe	3,942	92.4	324	7.6	0	0.0	4,266
<b>Total</b>	<b>15,690</b>	<b>88.7</b>	<b>1,995</b>	<b>11.3</b>	<b>1</b>	<b>0.0</b>	<b>17,686</b>

#### Age at baseline (years)

<40	86	97.7	2	2.3	0	0.0	88
40-49	5,034	91.2	487	8.8	1	0.0	5,522
50-59	4,851	88.4	636	11.6	0	0.0	5,487
60-69	5,689	86.8	864	13.2	0	0.0	6,553
>=70	30	83.3	6	16.7	0	0.0	36
<b>Total</b>	<b>15,690</b>	<b>88.7</b>	<b>1,995</b>	<b>11.3</b>	<b>1</b>	<b>0.0</b>	<b>17,686</b>