

Part 2: Family

Q7. Dad is alive (dadaliv_flg)

Version: Baseline n0

Identifying and definitional attributes

Data element type: Data element

Definition: Dad is alive

Relational and representational attributes

Data type: Numeric

Field size: Min. 1 Max. 2

Layout: NN

Data domain: 1=Yes

0=No

99=Don't know

Spaces=not answered

Collection methods: Q7: Is your father living?

Field name: dadaliv_flg
 Valid responses: 41,130
 Missing responses: 384

Don't know		No		Yes		Missing		Total
N	%	N	%	N	%	N	%	N

Sex

Female	372	1.5	18,497	75.6	5,357	21.9	243	1.0	24,469
Male	221	1.3	13,280	77.9	3,403	20.0	141	0.8	17,045
Total	593	1.4	31,777	76.5	8,760	21.1	384	0.9	41,514

Country of birth

Australia/New Zealand	459	1.6	21,701	76.0	6,150	21.5	230	0.8	28,540
Northern Europe	81	3.1	1,986	75.1	566	21.4	11	0.4	2,644
Southern Europe	53	0.5	8,090	78.3	2,044	19.8	143	1.4	10,330
Total	593	1.4	31,777	76.5	8,760	21.1	384	0.9	41,514

Age at baseline (years)

<40	0	0.0	15	7.0	16	7.5	182	85.4	213
40-49	171	1.3	6,678	51.4	6,140	47.3	5	0.0	12,994
50-59	174	1.3	11,089	82.0	2,253	16.7	2	0.0	13,518
60-69	248	1.7	13,978	95.1	351	2.4	127	0.9	14,704
>=70	0	0.0	17	20.0	0	0.0	68	80.0	85
Total	593	1.4	31,777	76.5	8,760	21.1	384	0.9	41,514

Q8. Age of dad (dad_age)

Version: Baseline n0

Identifying and definitional attributes

Data element type: Data element

Definition: Age of dad

Relational and representational attributes

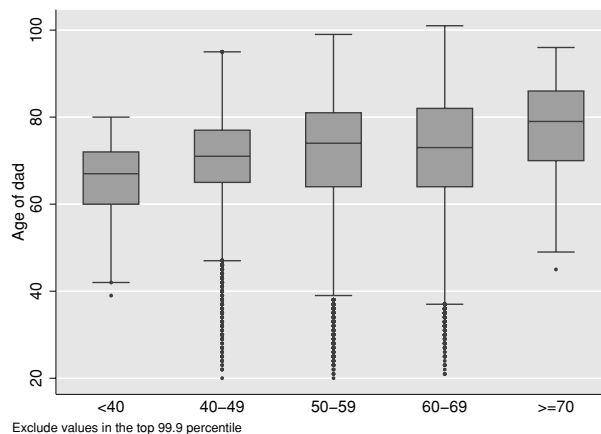
Data type: Numeric

Field size: Min. 2 Max. 3

Layout: NNN

Data domain: Valid age in years

Collection methods: Q8: How old is/was your father?



Field name: dad_age
 Valid responses: 40,152
 Missing responses: 1,362

n	Mean	SD	p25	Median	p75	Min	Max
---	------	----	-----	--------	-----	-----	-----

Sex

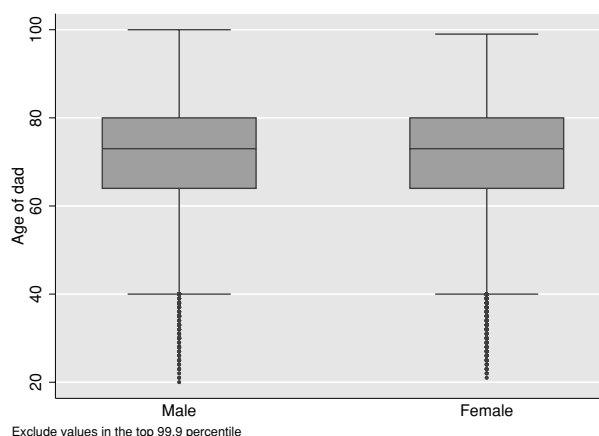
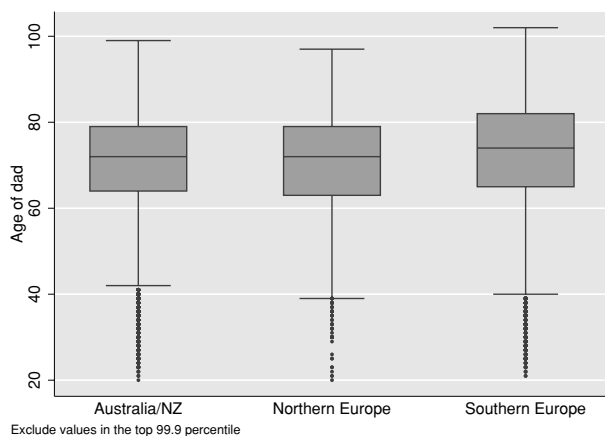
Female	23,614	71.0	12.6	64	73	80	21	105
Male	16,538	70.8	13.0	64	73	80	20	110
Total	40,152	70.9	12.8	64	73	80	20	110

Country of birth

Australia / New Zealand	27,581	70.7	12.2	64	72	79	20	105
Northern Europe	2,516	70.1	12.4	63	72	79	20	99
Southern Europe	10,055	71.7	14.3	65	74	82	21	110
Total	40,152	70.9	12.8	64	73	80	20	110

Age at baseline (years)

<40	31	65.6	9.9	60	67	72	39	80
40-49	12,739	69.8	10.5	65	71	77	20	99
50-59	13,218	71.4	13.5	64	74	81	20	110
60-69	14,147	71.5	13.9	64	73	82	21	105
>=70	17	75.1	16.3	70	79	86	45	96
Total	40,152	70.9	12.8	64	73	80	20	110



Q9. Mum is alive (mumaliv_flg)

Version: Baseline n0

Identifying and definitional attributes

Data element type: Data element

Definition: Mum is alive

Relational and representational attributes

Data type: Numeric

Field size: Min. 1 Max. 2

Layout: NN

Data domain: 1=Yes

0=No

99=Don't know

Spaces=not answered

Collection methods: Q9: Is your mother living?

Field name: mumaliv_flg
 Valid responses: 41,130
 Missing responses: 384

Don't know		No		Yes		Missing		Total
N	%	N	%	N	%	N	%	N

Sex

Female	122	0.5	14,052	57.4	10,052	41.1	243	1.0	24,469
Male	96	0.6	10,170	59.7	6,638	38.9	141	0.8	17,045
Total	218	0.5	24,222	58.3	16,690	40.2	384	0.9	41,514

Country of birth

Australia/New Zealand	168	0.6	16,360	57.3	11,782	41.3	230	0.8	28,540
Northern Europe	31	1.2	1,538	58.2	1,064	40.2	11	0.4	2,644
Southern Europe	19	0.2	6,324	61.2	3,844	37.2	143	1.4	10,330
Total	218	0.5	24,222	58.3	16,690	40.2	384	0.9	41,514

Age at baseline (years)

<40	0	0.0	6	2.8	25	11.7	182	85.4	213
40-49	58	0.4	3,603	27.7	9,328	71.8	5	0.0	12,994
50-59	65	0.5	7,879	58.3	5,572	41.2	2	0.0	13,518
60-69	95	0.6	12,718	86.5	1,764	12.0	127	0.9	14,704
>=70	0	0.0	16	18.8	1	1.2	68	80.0	85
Total	218	0.5	24,222	58.3	16,690	40.2	384	0.9	41,514

Q10. Age of mum (mum_age)

Version: Baseline n0

Identifying and definitional attributes

Data element type: Data element

Definition: Age of mum

Relational and representational attributes

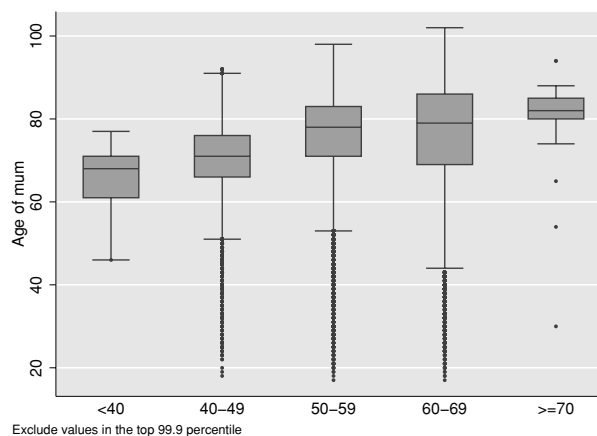
Data type: Numeric

Field size: Min. 2 Max. 3

Layout: NNN

Data domain: Valid age in years

Collection methods: Q10: How old is/was your mother?



Field name: mum_age
 Valid responses: 40,752
 Missing responses: 762

n	Mean	SD	p25	Median	p75	Min	Max
---	------	----	-----	--------	-----	-----	-----

Sex

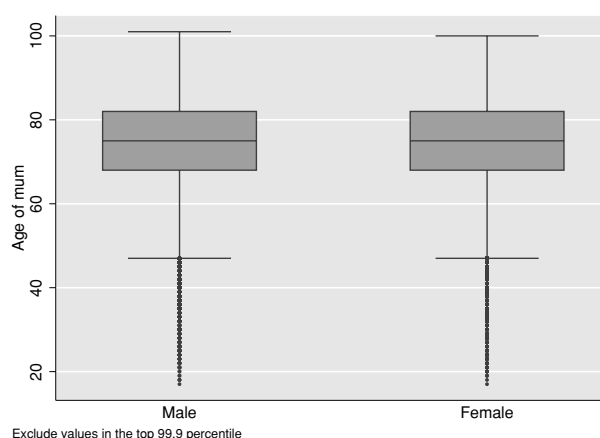
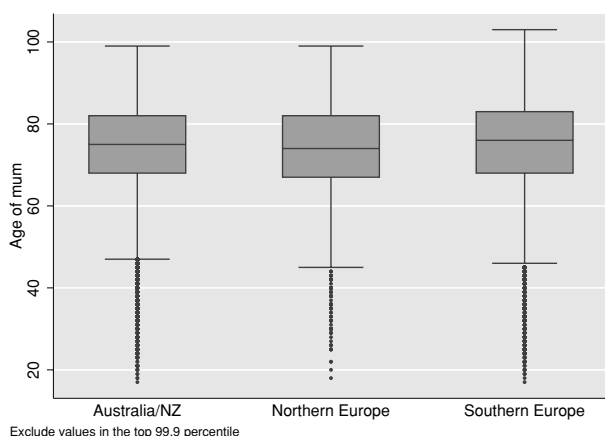
Female	24,018	73.6	12.6	68	75	82	17	103
Male	16,734	73.6	12.8	68	75	82	17	110
Total	40,752	73.6	12.7	68	75	82	17	110

Country of birth

Australia / New Zealand	28,048	73.7	12.3	68	75	82	17	108
Northern Europe	2,587	72.9	12.7	67	74	82	18	105
Southern Europe	10,117	73.7	13.8	68	76	83	17	110
Total	40,752	73.6	12.7	68	75	82	17	110

Age at baseline (years)

<40	31	66.3	7.4	61	68	71	46	77
40-49	12,908	70.3	9.4	66	71	76	18	97
50-59	13,395	74.8	12.4	71	78	83	17	110
60-69	14,401	75.5	14.7	69	79	86	17	108
>=70	17	78.1	15.7	80	82	85	30	94
Total	40,752	73.6	12.7	68	75	82	17	110



Q11.1.a. Dad had a heart attack (dadha_flg)

Version: Baseline n0

Identifying and definitional attributes

Data element type: Data element

Definition: Dad had a heart attack

Relational and representational attributes

Data type: Numeric

Field size: Min. 1 Max. 1

Layout: N

Data domain: 1=Yes

Spaces=not answered

Collection methods: Q11.1.a: Has your dad ever had a heart attack?

Field name: dadha_flg
 Valid responses: 9,512
 Missing responses: 32,002

Yes		Missing		Total
N	%	N	%	N

Sex

Female	5,844	23.9	18,625	76.1	24,469
Male	3,668	21.5	13,377	78.5	17,045
Total	9,512	22.9	32,002	77.1	41,514

Country of birth

Australia/New Zealand	7,741	27.1	20,799	72.9	28,540
Northern Europe	568	21.5	2,076	78.5	2,644
Southern Europe	1,203	11.6	9,127	88.4	10,330
Total	9,512	22.9	32,002	77.1	41,514

Age at baseline (years)

<40	7	3.3	206	96.7	213
40-49	3,337	25.7	9,657	74.3	12,994
50-59	3,189	23.6	10,329	76.4	13,518
60-69	2,979	20.3	11,725	79.7	14,704
>=70	0	0.0	85	100.0	85
Total	9,512	22.9	32,002	77.1	41,514

Q11.1.b. Dad had/has cancer (dadca_flg)

Version: Baseline n0

Identifying and definitional attributes

Data element type: Data element

Definition: Dad had/has cancer

Relational and representational attributes

Data type: Numeric

Field size: Min. 1 Max. 1

Layout: N

Data domain: 1=Yes

Spaces=not answered

Collection methods: Q11.1.b: Has your dad ever had cancer?

Field name: dadca_flg
 Valid responses: 6,853
 Missing responses: 34,661

Yes		Missing		Total
N	%	N	%	N

Sex

Female	4,248	17.4	20,221	82.6	24,469
Male	2,605	15.3	14,440	84.7	17,045
Total	6,853	16.5	34,661	83.5	41,514

Country of birth

Australia/New Zealand	5,204	18.2	23,336	81.8	28,540
Northern Europe	486	18.4	2,158	81.6	2,644
Southern Europe	1,163	11.3	9,167	88.7	10,330
Total	6,853	16.5	34,661	83.5	41,514

Age at baseline (years)

<40	4	1.9	209	98.1	213
40-49	2,353	18.1	10,641	81.9	12,994
50-59	2,372	17.5	11,146	82.5	13,518
60-69	2,123	14.4	12,581	85.6	14,704
>=70	1	1.2	84	98.8	85
Total	6,853	16.5	34,661	83.5	41,514

Q11.1.c. Dad had/has diabetes (daddbt_flg)

Version: Baseline n0

Identifying and definitional attributes

Data element type: Data element

Definition: Dad had/has diabetes

Relational and representational attributes

Data type: Numeric

Field size: Min. 1 Max. 1

Layout: N

Data domain: 1=Yes

Spaces=not answered

Collection methods: Q11.1.c: Has your dad ever had diabetes?

Field name: daddbt_flg
 Valid responses: 2,563
 Missing responses: 38,951

Yes		Missing		Total
N	%	N	%	N

Sex

Female	1,579	6.5	22,890	93.5	24,469
Male	984	5.8	16,061	94.2	17,045
Total	2,563	6.2	38,951	93.8	41,514

Country of birth

Australia/New Zealand	1,716	6.0	26,824	94.0	28,540
Northern Europe	109	4.1	2,535	95.9	2,644
Southern Europe	738	7.1	9,592	92.9	10,330
Total	2,563	6.2	38,951	93.8	41,514

Age at baseline (years)

<40	2	0.9	211	99.1	213
40-49	1,043	8.0	11,951	92.0	12,994
50-59	883	6.5	12,635	93.5	13,518
60-69	634	4.3	14,070	95.7	14,704
>=70	1	1.2	84	98.8	85
Total	2,563	6.2	38,951	93.8	41,514

Q11.1.d. Dad had a stroke (dadst_flg)

Version: Baseline n0

Identifying and definitional attributes

Data element type: Data element

Definition: Dad had a stroke

Relational and representational attributes

Data type: Numeric

Field size: Min. 1 Max. 1

Layout: N

Data domain: 1=Yes

Spaces=not answered

Collection methods: Q11.1.d: Has your dad ever had a stroke?

Field name: dadst_flg
 Valid responses: 4,651
 Missing responses: 36,863

Yes		Missing		Total
N	%	N	%	N

Sex

Female	2,791	11.4	21,678	88.6	24,469
Male	1,860	10.9	15,185	89.1	17,045
Total	4,651	11.2	36,863	88.8	41,514

Country of birth

Australia/New Zealand	3,464	12.1	25,076	87.9	28,540
Northern Europe	272	10.3	2,372	89.7	2,644
Southern Europe	915	8.9	9,415	91.1	10,330
Total	4,651	11.2	36,863	88.8	41,514

Age at baseline (years)

<40	4	1.9	209	98.1	213
40-49	1,456	11.2	11,538	88.8	12,994
50-59	1,587	11.7	11,931	88.3	13,518
60-69	1,602	10.9	13,102	89.1	14,704
>=70	2	2.4	83	97.6	85
Total	4,651	11.2	36,863	88.8	41,514

Q11.2.a. Mum had a heart attack (mumha_flg)

Version: Baseline n0

Identifying and definitional attributes

Data element type: Data element

Definition: Mum had a heart attack

Relational and representational attributes

Data type: Numeric

Field size: Min. 1 Max. 1

Layout: N

Data domain: 1=Yes

Spaces=not answered

Collection methods: Q11.2.a: Has your mum ever had a heart attack?

Field name: mumha_flg
 Valid responses: 5,236
 Missing responses: 36,278

Yes		Missing		Total
N	%	N	%	N

Sex

Female	3,521	14.4	20,948	85.6	24,469
Male	1,715	10.1	15,330	89.9	17,045
Total	5,236	12.6	36,278	87.4	41,514

Country of birth

Australia/New Zealand	4,146	14.5	24,394	85.5	28,540
Northern Europe	316	12.0	2,328	88.0	2,644
Southern Europe	774	7.5	9,556	92.5	10,330
Total	5,236	12.6	36,278	87.4	41,514

Age at baseline (years)

<40	2	0.9	211	99.1	213
40-49	1,361	10.5	11,633	89.5	12,994
50-59	1,891	14.0	11,627	86.0	13,518
60-69	1,979	13.5	12,725	86.5	14,704
>=70	3	3.5	82	96.5	85
Total	5,236	12.6	36,278	87.4	41,514

Q11.2.b. Mum had/has cancer (mumca_flg)

Version: Baseline n0

Identifying and definitional attributes

Data element type: Data element

Definition: Mum had/has cancer

Relational and representational attributes

Data type: Numeric

Field size: Min. 1 Max. 1

Layout: N

Data domain: 1=Yes

Spaces=not answered

Collection methods: Q11.2.b: Has your mum ever had cancer?

Field name: mumca_flg
 Valid responses: 6,470
 Missing responses: 35,044

Yes		Missing		Total
N	%	N	%	N

Sex

Female	4,134	16.9	20,335	83.1	24,469
Male	2,336	13.7	14,709	86.3	17,045
Total	6,470	15.6	35,044	84.4	41,514

Country of birth

Australia/New Zealand	5,181	18.2	23,359	81.8	28,540
Northern Europe	455	17.2	2,189	82.8	2,644
Southern Europe	834	8.1	9,496	91.9	10,330
Total	6,470	15.6	35,044	84.4	41,514

Age at baseline (years)

<40	2	0.9	211	99.1	213
40-49	2,084	16.0	10,910	84.0	12,994
50-59	2,149	15.9	11,369	84.1	13,518
60-69	2,233	15.2	12,471	84.8	14,704
>=70	2	2.4	83	97.6	85
Total	6,470	15.6	35,044	84.4	41,514

Q11.2.c. Mum had/has diabetes (mumdbt_flg)

Version: Baseline n0

Identifying and definitional attributes

Data element type: Data element

Definition: Mum had/has diabetes

Relational and representational attributes

Data type: Numeric

Field size: Min. 1 Max. 1

Layout: N

Data domain: 1=Yes

Spaces=not answered

Collection methods: Q11.2.c: Has your mum ever had diabetes?

Field name: mumdbt_flg

Valid responses: 3,546

Missing responses: 37,968

Yes		Missing		Total
N	%	N	%	N

Sex

Female	2,249	9.2	22,220	90.8	24,469
Male	1,297	7.6	15,748	92.4	17,045
Total	3,546	8.5	37,968	91.5	41,514

Country of birth

Australia/New Zealand	2,091	7.3	26,449	92.7	28,540
Northern Europe	171	6.5	2,473	93.5	2,644
Southern Europe	1,284	12.4	9,046	87.6	10,330
Total	3,546	8.5	37,968	91.5	41,514

Age at baseline (years)

<40	2	0.9	211	99.1	213
40-49	1,068	8.2	11,926	91.8	12,994
50-59	1,351	10.0	12,167	90.0	13,518
60-69	1,124	7.6	13,580	92.4	14,704
>=70	1	1.2	84	98.8	85
Total	3,546	8.5	37,968	91.5	41,514

Q11.2.d. Mum had a stroke (mumst_flg)

Version: Baseline n0

Identifying and definitional attributes

Data element type: Data element

Definition: Mum had a stroke

Relational and representational attributes

Data type: Numeric

Field size: Min. 1 Max. 1

Layout: N

Data domain: 1=Yes

Spaces=not answered

Collection methods: Q11.2.d: Has your mum ever had a stroke?

Field name: mumst_flg
 Valid responses: 5,055
 Missing responses: 36,459

Yes		Missing		Total
N	%	N	%	N

Sex

Female	3,327	13.6	21,142	86.4	24,469
Male	1,728	10.1	15,317	89.9	17,045
Total	5,055	12.2	36,459	87.8	41,514

Country of birth

Australia/New Zealand	3,862	13.5	24,678	86.5	28,540
Northern Europe	293	11.1	2,351	88.9	2,644
Southern Europe	900	8.7	9,430	91.3	10,330
Total	5,055	12.2	36,459	87.8	41,514

Age at baseline (years)

<40	3	1.4	210	98.6	213
40-49	1,071	8.2	11,923	91.8	12,994
50-59	1,745	12.9	11,773	87.1	13,518
60-69	2,234	15.2	12,470	84.8	14,704
>=70	2	2.4	83	97.6	85
Total	5,055	12.2	36,459	87.8	41,514

Q11.3.a. Brother had a heart attack (broha_flg)

Version: Baseline n0

Identifying and definitional attributes

Data element type: Data element

Definition: Brother had a heart attack

Relational and representational attributes

Data type: Numeric

Field size: Min. 1 Max. 1

Layout: N

Data domain: 1=Yes

Spaces=not answered

Collection methods: Q11.3.a: Has your brother ever had a heart attack?

Field name: broha_flg
 Valid responses: 2,866
 Missing responses: 38,648

Yes		Missing		Total
N	%	N	%	N

Sex

Female	1,728	7.1	22,741	92.9	24,469
Male	1,138	6.7	15,907	93.3	17,045
Total	2,866	6.9	38,648	93.1	41,514

Country of birth

Australia/New Zealand	2,041	7.2	26,499	92.8	28,540
Northern Europe	176	6.7	2,468	93.3	2,644
Southern Europe	649	6.3	9,681	93.7	10,330
Total	2,866	6.9	38,648	93.1	41,514

Age at baseline (years)

<40	0	0.0	213	100	213
40-49	301	2.3	12,693	97.7	12,994
50-59	819	6.1	12,699	93.9	13,518
60-69	1,745	11.9	12,959	88.1	14,704
>=70	1	1.2	84	98.8	85
Total	2,866	6.9	38,648	93.1	41,514

Q11.3.b. Brother had/has cancer (broca_flg)

Version: Baseline n0

Identifying and definitional attributes

Data element type: Data element

Definition: Brother had/has cancer

Relational and representational attributes

Data type: Numeric

Field size: Min. 1 Max. 1

Layout: N

Data domain: 1=Yes

Spaces=not answered

Collection methods: Q11.3.b: Has your brother ever had cancer?

Field name: broca_flg
 Valid responses: 2,307
 Missing responses: 39,207

Yes		Missing		Total
N	%	N	%	N

Sex

Female	1,413	5.8	23,056	94.2	24,469
Male	894	5.2	16,151	94.8	17,045
Total	2,307	5.6	39,207	94.4	41,514

Country of birth

Australia/New Zealand	1,677	5.9	26,863	94.1	28,540
Northern Europe	108	4.1	2,536	95.9	2,644
Southern Europe	522	5.1	9,808	94.9	10,330
Total	2,307	5.6	39,207	94.4	41,514

Age at baseline (years)

<40	0	0.0	213	100.0	213
40-49	324	2.5	12,670	97.5	12,994
50-59	665	4.9	12,853	95.1	13,518
60-69	1,318	9.0	13,386	91.0	14,704
>=70	0	0.0	85	100.0	85
Total	2,307	5.6	39,207	94.4	41,514

Q11.3.c. Brother had/has diabetes (brodbt_flg)

Version: Baseline n0

Identifying and definitional attributes

Data element type: Data element

Definition: Brother had/has diabetes

Relational and representational attributes

Data type: Numeric

Field size: Min. 1 Max. 1

Layout: N

Data domain: 1=Yes

Spaces=not answered

Collection methods: Q11.3.c: Has your brother ever had diabetes?

Field name: brodbt_flg
 Valid responses: 1,221
 Missing responses: 40,293

Yes		Missing		Total
N	%	N	%	N

Sex

Female	757	3.1	23,712	96.9	24,469
Male	464	2.7	16,581	97.3	17,045
Total	1,221	2.9	40,293	97.1	41,514

Country of birth

Australia/New Zealand	749	2.6	27,791	97.4	28,540
Northern Europe	50	1.9	2,594	98.1	2,644
Southern Europe	422	4.1	9,908	95.9	10,330
Total	1,221	2.9	40,293	97.1	41,514

Age at baseline (years)

<40	0	0.0	213	100.0	213
40-49	229	1.8	12,765	98.2	12,994
50-59	417	3.1	13,101	96.9	13,518
60-69	575	3.9	14,129	96.1	14,704
>=70	0	0.0	85	100.0	85
Total	1,221	2.9	40,293	97.1	41,514

Q11.3.d. Brother had a stroke (brost_flg)

Version: Baseline n0

Identifying and definitional attributes

Data element type: Data element

Definition: Brother had a stroke

Relational and representational attributes

Data type: Numeric

Field size: Min. 1 Max. 1

Layout: N

Data domain: 1=Yes

Spaces=not answered

Collection methods: Q11.3.d: Has your brother ever had stroke?

Field name: brost_flg
 Valid responses: 689
 Missing responses: 40,825

Yes		Missing		Total
N	%	N	%	N

Sex

Female	395	1.6	24,074	98.4	24,469
Male	294	1.7	16,751	98.3	17,045
Total	689	1.7	40,825	98.3	41,514

Country of birth

Australia/New Zealand	461	1.6	28,079	98.4	28,540
Northern Europe	38	1.4	2,606	98.6	2,644
Southern Europe	190	1.8	10,140	98.2	10,330
Total	689	1.7	40,825	98.3	41,514

Age at baseline (years)

<40	0	0.0	213	100.0	213
40-49	54	0.4	12,940	99.6	12,994
50-59	192	1.4	13,326	98.6	13,518
60-69	443	3.0	14,261	97.0	14,704
>=70	0	0.0	85	100.0	85
Total	689	1.7	40,825	98.3	41,514

Q11.4.a. Sister had a heart attack (sisha_flg)

Version: Baseline n0

Identifying and definitional attributes

Data element type: Data element

Definition: Sister had a heart attack

Relational and representational attributes

Data type: Numeric

Field size: Min. 1 Max. 1

Layout: N

Data domain: 1=Yes

Spaces=not answered

Collection methods: Q11.4.a: Has your sister ever had a heart attack?

Field name: sisha_flg
 Valid responses: 851
 Missing responses: 40,663

Yes		Missing		Total
N	%	N	%	N

Sex

Female	574	2.3	23,895	97.7	24,469
Male	277	1.6	16,768	98.4	17,045
Total	851	2.0	40,663	98.0	41,514

Country of birth

Australia/New Zealand	666	2.3	27,874	97.7	28,540
Northern Europe	55	2.1	2,589	97.9	2,644
Southern Europe	130	1.3	10,200	98.7	10,330
Total	851	2.0	40,663	98.0	41,514

Age at baseline (years)

<40	0	0.0	213	100.0	213
40-49	82	0.6	12,912	99.4	12,994
50-59	224	1.7	13,294	98.3	13,518
60-69	544	3.7	14,160	96.3	14,704
>=70	1	1.2	84	98.8	85
Total	851	2.0	40,663	98.0	41,514

Q11.4.b. Sister had/has cancer (sisca_flg)

Version: Baseline n0

Identifying and definitional attributes

Data element type: Data element

Definition: Sister had/has cancer

Relational and representational attributes

Data type: Numeric

Field size: Min. 1 Max. 1

Layout: N

Data domain: 1=Yes

Spaces=not answered

Collection methods: Q11.4.b: Has your sister ever had cancer?

Field name: sisca_flg
Valid responses: 2,497
Missing responses: 39,017

Yes		Missing		Total
N	%	N	%	N

Sex

Female	1,703	7.0	22,766	93.0	24,469
Male	794	4.7	16,251	95.3	17,045
Total	2,497	6.0	39,017	94.0	41,514

Country of birth

Australia/New Zealand	1,845	6.5	26,695	93.5	28,540
Northern Europe	169	6.4	2,475	93.6	2,644
Southern Europe	483	4.7	9,847	95.3	10,330
Total	2,497	6.0	39,017	94.0	41,514

Age at baseline (years)

<40	0	0.0	213	100.0	213
40-49	404	3.1	12,590	96.9	12,994
50-59	767	5.7	12,751	94.3	13,518
60-69	1,323	9.0	13,381	91.0	14,704
>=70	3	3.5	82	96.5	85
Total	2,497	6.0	39,017	94.0	41,514

Q11.4.c. Sister had/has diabetes (sisdbt_flg)

Version: Baseline n0

Identifying and definitional attributes

Data element type: Data element

Definition: Sister had/has diabetes

Relational and representational attributes

Data type: Numeric

Field size: Min. 1 Max. 1

Layout: N

Data domain: 1=Yes

Spaces=not answered

Collection methods: Q11.4.c: Has your sister ever had diabetes?

Field name: sisdbt_flg
 Valid responses: 972
 Missing responses: 40,542

Yes		Missing		Total
N	%	N	%	N

Sex

Female	626	2.6	23,843	97.4	24,469
Male	346	2.0	16,699	98.0	17,045
Total	972	2.3	40,542	97.7	41,514

Country of birth

Australia/New Zealand	576	2.0	27,964	98.0	28,540
Northern Europe	42	1.6	2,602	98.4	2,644
Southern Europe	354	3.4	9,976	96.6	10,330
Total	972	2.3	40,542	97.7	41,514

Age at baseline (years)

<40	0	0.0	213	100.0	213
40-49	169	1.3	12,825	98.7	12,994
50-59	313	2.3	13,205	97.7	13,518
60-69	489	3.3	14,215	96.7	14,704
>=70	1	1.2	84	98.8	85
Total	972	2.3	40,542	97.7	41,514

Q11.4.d. Sister had a stroke (sisst_flg)

Version: Baseline n0

Identifying and definitional attributes

Data element type: Data element

Definition: Sister had a stroke

Relational and representational attributes

Data type: Numeric

Field size: Min. 1 Max. 1

Layout: N

Data domain: 1=Yes

Spaces=not answered

Collection methods: Q114.d: Has your sister ever had a stroke?

Field name: sisst_flg
 Valid responses: 475
 Missing responses: 41,039

Yes		Missing		Total
N	%	N	%	N

Sex

Female	321	1.3	24,148	98.7	24,469
Male	154	0.9	16,891	99.1	17,045
Total	475	1.1	41,039	98.9	41,514

Country of birth

Australia/New Zealand	349	1.2	28,191	98.8	28,540
Northern Europe	23	0.9	2,621	99.1	2,644
Southern Europe	103	1.0	10,227	99.0	10,330
Total	475	1.1	41,039	98.9	41,514

Age at baseline (years)

<40	0	0.0	213	100.0	213
40-49	42	0.3	12,952	99.7	12,994
50-59	132	1.0	13,386	99.0	13,518
60-69	301	2.0	14,403	98.0	14,704
>=70	0	0.0	85	100.0	85
Total	475	1.1	41,039	98.9	41,514

Q11.5.a. Son had a heart attack (sonha_flg)

Version: Baseline n0

Identifying and definitional attributes

Data element type: Data element

Definition: Son had a heart attack

Relational and representational attributes

Data type: Numeric

Field size: Min. 1 Max. 1

Layout: N

Data domain: 1=Yes

Spaces=not answered

Collection methods: Q11.5.a: Has your son ever had a heart attack?

Field name: sonha_flg
Valid responses: 145
Missing responses: 41,369

Yes		Missing		Total
N	%	N	%	N

Sex

Female	104	0.4	24,365	99.6	24,469
Male	41	0.2	17,004	99.8	17,045
Total	145	0.3	41,369	99.7	41,514

Country of birth

Australia/New Zealand	104	0.4	28,436	99.6	28,540
Northern Europe	6	0.2	2,638	99.8	2,644
Southern Europe	35	0.3	10,295	99.7	10,330
Total	145	0.3	41,369	99.7	41,514

Age at baseline (years)

<40	0	0.0	213	100.0	213
40-49	15	0.1	12,979	99.9	12,994
50-59	32	0.2	13,486	99.8	13,518
60-69	98	0.7	14,606	99.3	14,704
>=70	0	0.0	85	100.0	85
Total	145	0.3	41,369	99.7	41,514

Q11.5.b. Son had/has cancer (sonca_flg)

Version: Baseline n0

Identifying and definitional attributes

Data element type: Data element

Definition: Son had/has cancer

Relational and representational attributes

Data type: Numeric

Field size: Min. 1 Max. 1

Layout: N

Data domain: 1=Yes

Spaces=not answered

Collection methods: Q11.5.b: Has your son ever had cancer?

Field name: sonca_flg
 Valid responses: 272
 Missing responses: 41,242

Yes		Missing		Total
N	%	N	%	N

Sex

Female	188	0.8	24,281	99.2	24,469
Male	84	0.5	16,961	99.5	17,045
Total	272	0.7	41,242	99.3	41,514

Country of birth

Australia/New Zealand	212	0.7	28,328	99.3	28,540
Northern Europe	14	0.5	2,630	99.5	2,644
Southern Europe	46	0.4	10,284	99.6	10,330
Total	272	0.7	41,242	99.3	41,514

Age at baseline (years)

<40	0	0.0	213	100.0	213
40-49	52	0.4	12,942	99.6	12,994
50-59	97	0.7	13,421	99.3	13,518
60-69	122	0.8	14,582	99.2	14,704
>=70	1	1.2	84	98.8	85
Total	272	0.7	41,242	99.3	41,514

Q11.5.c. Son had/has diabetes (sondbt_flg)

Version: Baseline n0

Identifying and definitional attributes

Data element type: Data element

Definition: Son had/has diabetes

Relational and representational attributes

Data type: Numeric

Field size: Min. 1 Max. 1

Layout: N

Data domain: 1=Yes

Spaces=not answered

Collection methods: Q11.5.c: Has your son ever had diabetes?

Field name: sondbt_flg
Valid responses: 199
Missing responses: 41,315

Yes		Missing		Total
N	%	N	%	N

Sex

Female	130	0.5	24,339	99.5	24,469
Male	69	0.4	16,976	99.6	17,045
Total	199	0.5	41,315	99.5	41,514

Country of birth

Australia/New Zealand	140	0.5	28,400	99.5	28,540
Northern Europe	20	0.8	2,624	99.2	2,644
Southern Europe	39	0.4	10,291	99.6	10,330
Total	199	0.5	41,315	99.5	41,514

Age at baseline (years)

<40	0	0.0	213	100.0	213
40-49	28	0.2	12,966	99.8	12,994
50-59	69	0.5	13,449	99.5	13,518
60-69	102	0.7	14,602	99.3	14,704
>=70	0	0.0	85	100.0	85
Total	199	0.5	41,315	99.5	41,514

Q11.5.d. Son had a stroke (sonst_flg)

Version: Baseline n0

Identifying and definitional attributes

Data element type: Data element

Definition: Son had a stroke

Relational and representational attributes

Data type: Numeric

Field size: Min. 1 Max. 1

Layout: N

Data domain: 1=Yes

Spaces=not answered

Collection methods: Q11.5.d: Has your son ever had a stroke?

Field name: sonst_flg
Valid responses: 58
Missing responses: 41,456

Yes		Missing		Total
N	%	N	%	N

Sex

Female	36	0.1	24,433	99.9	24,469
Male	22	0.1	17,023	99.9	17,045
Total	58	0.1	41,456	99.9	41,514

Country of birth

Australia/New Zealand	39	0.1	28,501	99.9	28,540
Northern Europe	6	0.2	2,638	99.8	2,644
Southern Europe	13	0.1	10,317	99.9	10,330
Total	58	0.1	41,456	99.9	41,514

Age at baseline (years)

<40	0	0.0	213	100.0	213
40-49	11	0.1	12,983	99.9	12,994
50-59	14	0.1	13,504	99.9	13,518
60-69	33	0.2	14,671	99.8	14,704
>=70	0	0.0	85	100.0	85
Total	58	0.1	41,456	99.9	41,514

Q11.6.a. Daughter had a heart attack (dghtha_flg)

Version: Baseline n0

Identifying and definitional attributes

Data element type: Data element

Definition: Daughter had a heart attack

Relational and representational attributes

Data type: Numeric

Field size: Min. 1 Max. 1

Layout: N

Data domain: 1=Yes

Spaces=not answered

Collection methods: Q11.6.a: Has your daughter ever had a heart attack?

Field name: dghtha_flg
 Valid responses: 47
 Missing responses: 41,467

Yes		Missing		Total
N	%	N	%	N

Sex

Female	33	0.1	24,436	99.9	24,469
Male	14	0.1	17,031	99.9	17,045
Total	47	0.1	41,467	99.9	41,514

Country of birth

Australia/New Zealand	36	0.1	28,504	99.9	28,540
Northern Europe	3	0.1	2,641	99.9	2,644
Southern Europe	8	0.1	10,322	99.9	10,330
Total	47	0.1	41,467	99.9	41,514

Age at baseline (years)

<40	0	0.0	213	100.0	213
40-49	11	0.1	12,983	99.9	12,994
50-59	16	0.1	13,502	99.9	13,518
60-69	20	0.1	14,684	99.9	14,704
>=70	0	0.0	85	100.0	85
Total	47	0.1	41,467	99.9	41,514

Q11.6.b. Daughter had/has cancer (dghtca_flg)

Version: Baseline n0

Identifying and definitional attributes

Data element type: Data element

Definition: Daughter had/has cancer

Relational and representational attributes

Data type: Numeric

Field size: Min. 1 Max. 1

Layout: N

Data domain: 1=Yes

Spaces=not answered

Collection methods: Q11.6.b: Has your daughter ever had cancer?

Field name: dgghtca_flg
 Valid responses: 252
 Missing responses: 41,262

Yes		Missing		Total
N	%	N	%	N

Sex

Female	196	0.8	24,273	99.2	24,469
Male	56	0.3	16,989	99.7	17,045
Total	252	0.6	41,262	99.4	41,514

Country of birth

Australia/New Zealand	203	0.7	28,337	99.3	28,540
Northern Europe	11	0.4	2,633	99.6	2,644
Southern Europe	38	0.4	10,292	99.6	10,330
Total	252	0.6	41,262	99.4	41,514

Age at baseline (years)

<40	1	0.5	212	99.5	213
40-49	29	0.2	12,965	99.8	12,994
50-59	74	0.5	13,444	99.5	13,518
60-69	148	1.0	14,556	99.0	14,704
>=70	0	0.0	85	100.0	85
Total	252	0.6	41,262	99.4	41,514

Q11.6.c. Daughter had/has diabetes (dghtdbt_flg)

Version: Baseline n0

Identifying and definitional attributes

Data element type: Data element

Definition: Daughter had/has diabetes

Relational and representational attributes

Data type: Numeric

Field size: Min. 1 Max. 1

Layout: N

Data domain: 1=Yes

Spaces=not answered

Collection methods: Q11.6.c: Has your daughter ever had diabetes?

Field name: dghtdbt_flg
 Valid responses: 145
 Missing responses: 41,369

Yes		Missing		Total
N	%	N	%	N

Sex

Female	97	0.4	24,372	99.6	24,469
Male	48	0.3	16,997	99.7	17,045
Total	145	0.3	41,369	99.7	41,514

Country of birth

Australia/New Zealand	116	0.4	28,424	99.6	28,540
Northern Europe	15	0.6	2,629	99.4	2,644
Southern Europe	14	0.1	10,316	99.9	10,330
Total	145	0.3	41,369	99.7	41,514

Age at baseline (years)

<40	0	0.0	213	100.0	213
40-49	28	0.2	12,966	99.8	12,994
50-59	57	0.4	13,461	99.6	13,518
60-69	60	0.4	14,644	99.6	14,704
>=70	0	0.0	85	100.0	85
Total	145	0.3	41,369	99.7	41,514

Q11.6.d. Daughter had a stroke (dghtst_flg)

Version: Baseline n0

Identifying and definitional attributes

Data element type: Data element

Definition: Daughter had a stroke

Relational and representational attributes

Data type: Numeric

Field size: Min. 1 Max. 1

Layout: N

Data domain: 1=Yes

Spaces=not answered

Collection methods: Q11.6.d: Has your daughter ever had a stroke?

Field name: dgghtst_flg
 Valid responses: 20
 Missing responses: 41,494

Yes		Missing		Total
N	%	N	%	N

Sex

Female	14	0.1	24,455	99.9	24,469
Male	6	0.0	17,039	100.0	17,045
Total	20	0.0	41,494	100.0	41,514

Country of birth

Australia/New Zealand	15	0.1	28,525	99.9	28,540
Northern Europe	1	0.0	2,643	100.0	2,644
Southern Europe	4	0.0	10,326	100.0	10,330
Total	20	0.0	41,494	100.0	41,514

Age at baseline (years)

<40	0	0.0	213	100.0	213
40-49	0	0.0	12,994	100.0	12,994
50-59	10	0.1	13,508	99.9	13,518
60-69	10	0.1	14,694	99.9	14,704
>=70	0	0.0	85	100.0	85
Total	20	0.0	41,494	100.0	41,514

Q12. Num brothers (bro_qty)

Version: Baseline n0

Identifying and definitional attributes

Data element type: Data element

Definition: Num brothers

Relational and representational attributes

Data type: Numeric

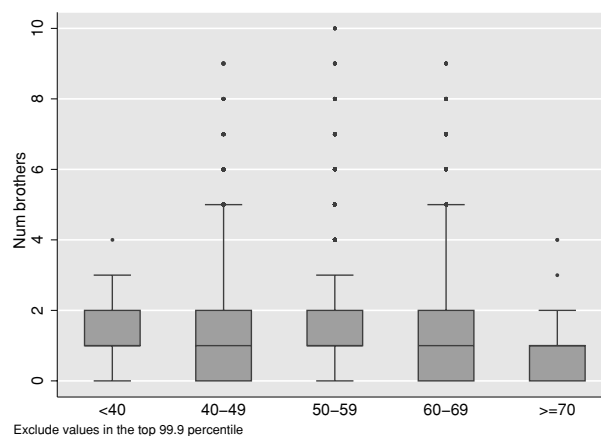
Field size: Min. 1 Max. 2

Layout: NN

Data domain: Number of brothers

Spaces=not answered/unknown

Collection methods: Q12: How many brothers do/did you have?



Field name: bro_qty
 Valid responses: 41,059
 Missing responses: 455

n	Mean	SD	p25	Median	p75	Min	Max
---	------	----	-----	--------	-----	-----	-----

Sex

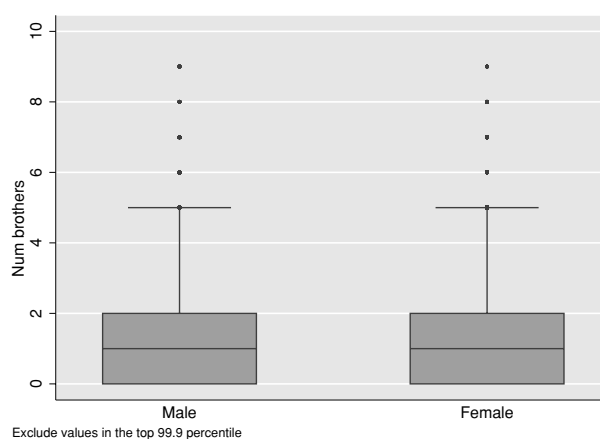
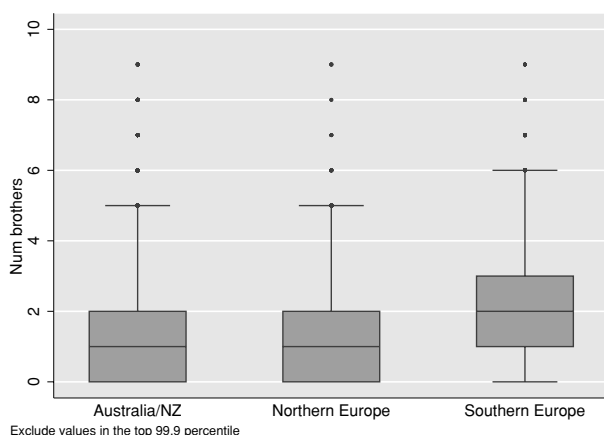
Female	24,181	1.5	1.4	0	1	2	0	15
Male	16,878	1.6	1.5	0	1	2	0	21
Total	41,059	1.5	1.5	0	1	2	0	21

Country of birth

Australia / New Zealand	28,250	1.4	1.4	0	1	2	0	15
Northern Europe	2,625	1.3	1.4	0	1	2	0	10
Southern Europe	10,184	2.1	1.6	1	2	3	0	21
Total	41,059	1.5	1.5	0	1	2	0	21

Age at baseline (years)

<40	31	1.4	1.0	1	1	2	0	4
40-49	12,966	1.4	1.3	0	1	2	0	15
50-59	13,495	1.6	1.5	1	1	2	0	12
60-69	14,550	1.6	1.5	0	1	2	0	21
>=70	17	1.2	1.3	0	1	1	0	4
Total	41,059	1.5	1.5	0	1	2	0	21



Q12.a. Num brothers unknown (brouk_flg)

Version: Baseline n0

Identifying and definitional attributes

Data element type: Data element concept

Definition: Num brothers unknown

Relational and representational attributes

Data type: Numeric

Field size: Min. 1 Max. 1

Layout: N

Data domain: 1=Yes

Spaces=not answered

Collection methods: If response to Q12 (number of brothers) is unknown (bro_qty==.), then the response to this question (brouk_flg) should be Yes.

Field name: brouk_flg
Valid responses: 71
Missing responses: 41,443

Yes		Missing		Total
N	%	N	%	N

Sex

Female	45	0.2	24,424	99.8	24,469
Male	26	0.2	17,019	99.8	17,045
Total	71	0.2	41,443	99.8	41,514

Country of birth

Australia/New Zealand	60	0.2	28,480	99.8	28,540
Northern Europe	8	0.3	2,636	99.7	2,644
Southern Europe	3	0.0	10,327	100.0	10,330
Total	71	0.2	41,443	99.8	41,514

Age at baseline (years)

<40	0	0.0	213	100.0	213
40-49	23	0.2	12,971	99.8	12,994
50-59	21	0.2	13,497	99.8	13,518
60-69	27	0.2	14,677	99.8	14,704
>=70	0	0.0	85	100.0	85
Total	71	0.2	41,443	99.8	41,514

Q13. Num sisters (sis_qty)

Version: Baseline n0

Identifying and definitional attributes

Data element type: Data element

Definition: Num sisters

Relational and representational attributes

Data type: Numeric

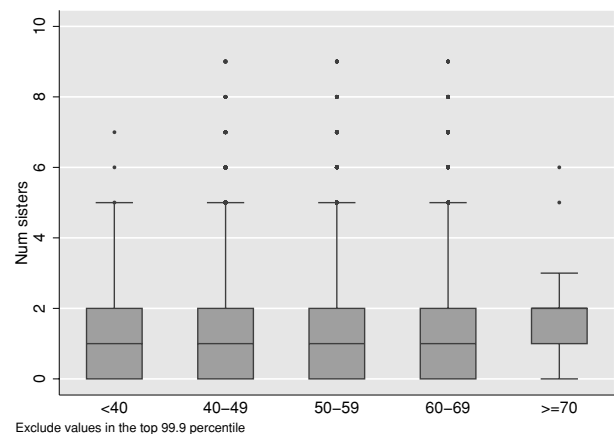
Field size: Min. 1 Max. 2

Layout: NN

Data domain: Number of sisters

Spaces=not answered/unknown

Collection methods: Q13: How many sisters do/did you have?



Field name: sis_qty
 Valid responses: 41,057
 Missing responses: 457

n	Mean	SD	p25	Median	p75	Min	Max
---	------	----	-----	--------	-----	-----	-----

Sex

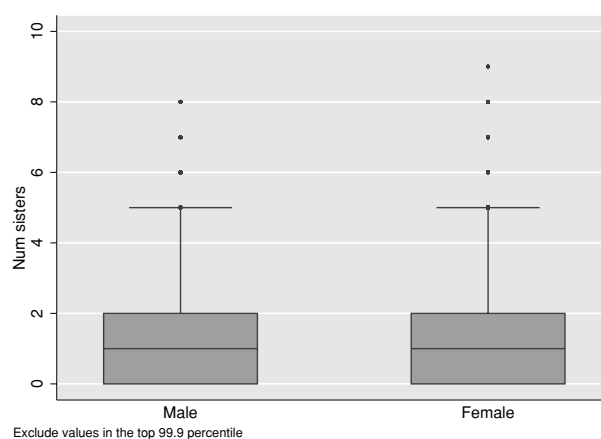
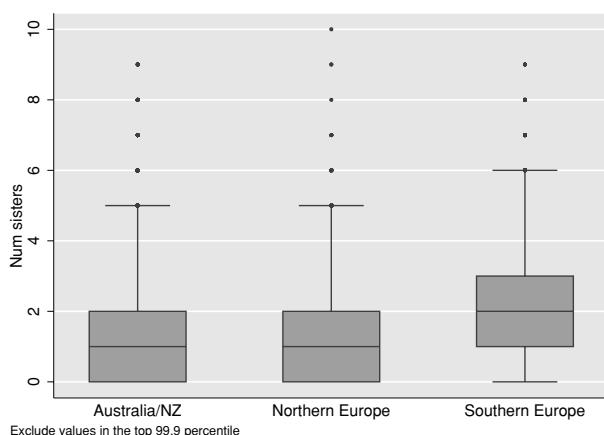
Female	24,182	1.5	1.5	0	1	2	0	15
Male	16,875	1.5	1.4	0	1	2	0	10
Total	41,057	1.5	1.4	0	1	2	0	15

Country of birth

Australia / New Zealand	28,250	1.3	1.4	0	1	2	0	15
Northern Europe	2,625	1.3	1.4	0	1	2	0	11
Southern Europe	10,182	2.0	1.5	1	2	3	0	14
Total	41,057	1.5	1.4	0	1	2	0	15

Age at baseline (years)

<40	31	1.8	1.8	0	1	2	0	7
40-49	12,966	1.4	1.3	0	1	2	0	12
50-59	13,495	1.5	1.5	0	1	2	0	13
60-69	14,548	1.6	1.5	0	1	2	0	15
>=70	17	2.1	1.5	1	2	2	0	6
Total	41,057	1.5	1.4	0	1	2	0	15



Q13.a. Num sisters unknown (sisuk_flg)

Version: Baseline n0

Identifying and definitional attributes

Data element type: Data element concept

Definition: Num sisters unknown

Relational and representational attributes

Data type: Numeric

Field size: Min. 1 Max. 1

Layout: N

Data domain: 1=Yes

Spaces=not answered

Collection methods: If response to Q13 (number of sisters) is unknown (sis_qty == .), then the response to this question (sisuk_flg) should be Yes.

Field name: sisuk_flg
 Valid responses: 73
 Missing responses: 41,441

Yes		Missing		Total
N	%	N	%	N

Sex

Female	44	0.2	24,425	99.8	24,469
Male	29	0.2	17,016	99.8	17,045
Total	73	0.2	41,441	99.8	41,514

Country of birth

Australia/New Zealand	60	0.2	28,480	99.8	28,540
Northern Europe	8	0.3	2,636	99.7	2,644
Southern Europe	5	0.0	10,325	100.0	10,330
Total	73	0.2	41,441	99.8	41,514

Age at baseline (years)

<40	0	0.0	213	100.0	213
40-49	23	0.2	12,971	99.8	12,994
50-59	21	0.2	13,497	99.8	13,518
60-69	29	0.2	14,675	99.8	14,704
>=70	0	0.0	85	100.0	85
Total	73	0.2	41,441	99.8	41,514

Q14. Num children (chld_qty)

Version: Baseline n0

Identifying and definitional attributes

Data element type: Data element

Definition: Num children

Relational and representational attributes

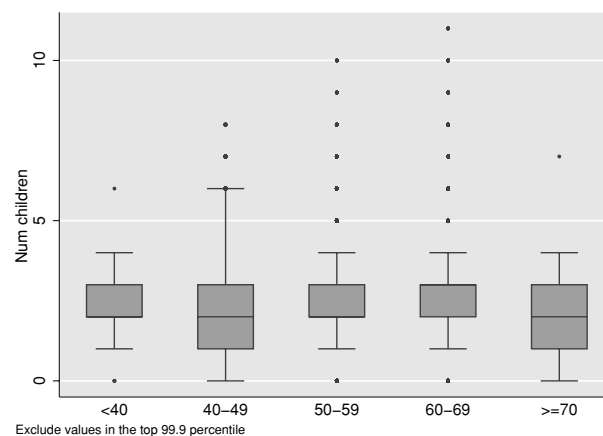
Data type: Numeric

Field size: Min. 1 Max. 2

Layout: NN

Data domain: Number of children

Collection methods: Q14: How many children do you have?



Field name: chld_qty
 Valid responses: 41,130
 Missing responses: 384

n	Mean	SD	p25	Median	p75	Min	Max
---	------	----	-----	--------	-----	-----	-----

Sex

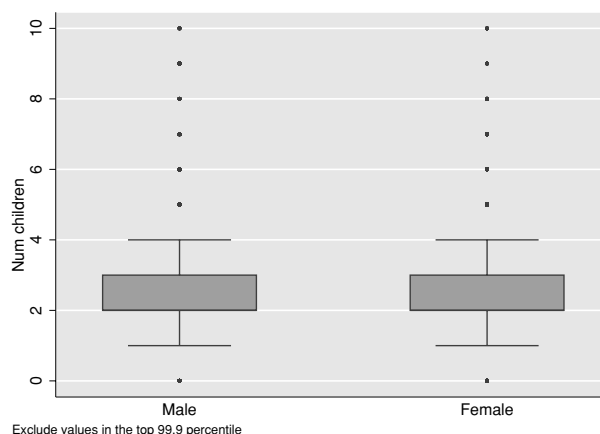
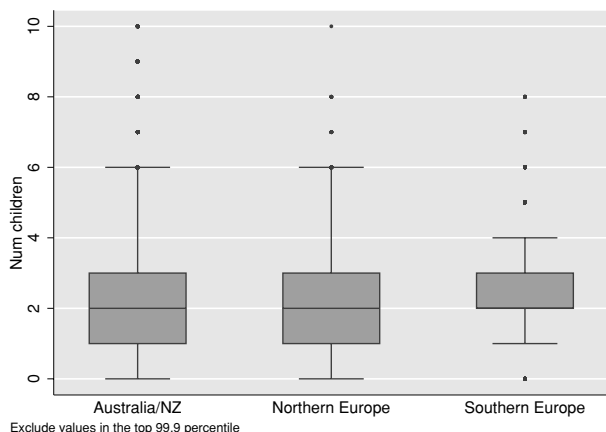
Female	24,226	2.4	1.6	2	2	3	0	22
Male	16,904	2.3	1.5	2	2	3	0	16
Total	41,130	2.4	1.5	2	2	3	0	22

Country of birth

Australia / New Zealand	28,310	2.4	1.6	1	2	3	0	16
Northern Europe	2,633	2.2	1.5	1	2	3	0	22
Southern Europe	10,187	2.5	1.2	2	2	3	0	12
Total	41,130	2.4	1.5	2	2	3	0	22

Age at baseline (years)

<40	31	2.2	1.2	2	2	3	0	6
40-49	12,989	1.9	1.3	1	2	3	0	22
50-59	13,516	2.5	1.5	2	2	3	0	13
60-69	14,577	2.7	1.7	2	3	3	0	16
>=70	17	2.2	1.7	1	2	3	0	7
Total	41,130	2.4	1.5	2	2	3	0	22



Q15. Twin (twin_flg)

Version: Baseline n0

Identifying and definitional attributes

Data element type: Data element

Definition: Twin

Relational and representational attributes

Data type: Numeric

Field size: Min. 1 Max. 2

Layout: NN

Data domain: 1=Yes

0=No

99=Don't know

Spaces=not answered

Collection methods: Q15: Are you a twin?

Field name: twin_flg
 Valid responses: 187
 Missing responses: 384

Don't know		No		Yes		Missing		Total
N	%	N	%	N	%	N	%	N

Sex

Female	100	0.4	23,567	96.3	559	2.3	243	1.0	24,469
Male	87	0.5	16,434	96.4	383	2.2	141	0.8	17,045
Total	187	0.5	40,001	96.4	942	2.3	384	0.9	41,514

Country of birth

Australia/New Zealand	107	0.4	27,566	96.6	637	2.2	230	0.8	28,540
Northern Europe	10	0.4	2,553	96.6	70	2.6	11	0.4	2,644
Southern Europe	70	0.7	9,882	95.7	235	2.3	143	1.4	10,330
Total	187	0.5	40,001	96.4	942	2.3	384	0.9	41,514

Age at baseline (years)

<40	0	0.0	30	14.1	1	0.5	182	85.4	213
40-49	51	0.4	12,614	97.1	324	2.5	5	0.0	12,994
50-59	59	0.4	13,130	97.1	327	2.4	2	0.0	13,518
60-69	77	0.5	14,210	96.6	290	2.0	127	0.9	14,704
>=70	0	0.0	17	20.0	0	0.0	68	80.0	85
Total	187	0.5	40,001	96.4	942	2.3	384	0.9	41,514