

## PRODUCTS

Everyone's body is different, so there is a wide range of breast forms available in different shapes, sizes and skin colours. They can be full, partial or 'shell'. Your body shape, skin colour and the type of surgery you have had, will determine what suits you.

The information on this fact sheet has been provided by various distributors of breast forms, as a general guide to the kinds of breast forms available to women in Victoria. Naturally, we cannot endorse any one supplier or product. You should consult a properly qualified fitter for information about which products might suit you.

You can see and hold a range of breast forms and related products (including mastectomy bras and swimsuits) at BreaCan:

Ground Floor, 210 Lonsdale Street, Melbourne  
Tel 1300 781 500  
[www.breacan.org.au](http://www.breacan.org.au)




You can also see a range of bras and breast forms at a **Caring For You seminar**. Caring For You is an organisation run with the assistance of volunteers who have survived breast cancer. It aims to rebuild the self-esteem and body image of women coming through surgery for breast cancer, by providing education and support. It is sponsored by Berlei, a manufacturer of mastectomy bras. Caring For You enables women to be aware of all the options available to them, by providing specialised bra and prosthesis fittings. For more information, freecall 1800 771 577 or visit the website at <http://www.caringforyou.com.au/> or ask your Breast Care Nurse about future seminars.

We appreciate the support of Amoena®, Anita and TruLife for their contributions to this fact sheet.







### Glossary:

**Symmetric** Fits left or right side





**Asymmetric** Fits either the left or right side

Picture	Model	Features
<b>AMOENA</b> <a href="http://www.coloplast.com.au">www.coloplast.com.au</a>		
	<b>663 Tresia™ Lite</b> Sizes 1-14 Shallow	<b>Symmetric</b> Designed for newer surgeries and to prevent cross-over in bra pockets Lightweight back layer makes form 10-15% lighter than comparable forms Includes a CoolPad® pad intended to help wearer feel cooler and drier during summer heat, hot flashes or general perspiration
	<b>661 Luxa® Lite</b> Sizes 1-14 Average to Full	<b>Asymmetric</b> Designed for fuller breasts and newer surgeries Lightweight back layer makes form 15% lighter than comparable forms The CoolPad® pad intended to help wearer feel cooler and drier during summer heat, hot flashes or general perspiration
	<b>367 Tria® Basic Light</b>	<b>Symmetric</b> Round natural shape with anatomical curve Lightweight silicone makes the form 30% lighter than comparable forms Shape and lightweight silicone are suitable for women with larger breast sizes, osteoporosis, arthritis or lymphedema



# PRODUCTS

Picture	Model	Features
	<b>651 Personally®</b> Sizes 0-12, L/R Shallow to Average and <b>643 Tresia™ Personally®</b> Sizes 142 Shallow	<b>Asymmetric and symmetric</b> Two-layer, soft front is designed to closely match look and feel of a natural breast Shape is designed for newer surgeries and to prevent cross-over in bra pockets
	<b>474 Teardrop Basic</b> Sizes 0-12 Average to Full	<b>Symmetric</b> Teardrop shape allows form to be rotated horizontally or vertically to provide the best possible fit
	<b>363 Tria® Basic</b> Sizes 0-12	<b>Symmetric</b> Round, natural shape and anatomical curve intended to fill the bra cup completely
	<b>255 Classic Standard</b> Sizes 0-14 Average to Full	<b>Asymmetric</b> Concave back features vents on the inner surface intended to maximise air flow and comfort Upper chest and underarm extension is intended to provide a comfortable, natural fit while filling in missing tissue Shape is designed for older surgeries where more tissue is missing
	<b>351 Classic Contact®</b> Sizes 0-12, L/R Average to Full	<b>Asymmetric</b> Attaches directly to the body with a self-adhering adhesive back Skin-friendly adhesive back is intended to create a strong bond, secure fit and lightweight feel No skin supports are necessary Upper chest and underarm extension replaces missing tissue Standard silicone is intended to give a more natural feel
	<b>265 Tria® Plus</b> Sizes 140 Shallow to Average	<b>Symmetric</b> Attaches to the body with a skin support system Includes a Back Pad for traditional wear Secure attachment with breathable skin supports in two adhesive strengths Attached form feels lighter – especially in larger sizes






## PRODUCTS

Picture	Model	Features
	<b>129 Tria® Swimform</b> Sizes 0-10 Shallow to Average	<b>Symmetric</b> Unique clear silicone is intended to hold its shape in and out of water Intended for wearing in a pocketed swimsuit for balance, comfort and security during water activities
	<b>271 Balance Delta</b> Sizes: Small, Medium, Large	<b>Symmetric</b> Light and thin design Intended to bring balance and symmetry to breast where tissue is missing, without putting pressure on sensitive scar tissue Can be worn in a non-pocketed bra
	<b>259 Balance Extra Soft</b>	<b>Symmetric</b> Light and thin design Intended to add even fullness over the breast area Teardrop shape allows form to be rotated horizontally or vertically to provide the best fit possible in replacing missing tissue Can be worn in a non-pocketed bra
	<b>Balance Part – Top</b> Sizes: Small, Medium, Large A or B Thickness  <b>275 Balance Part – Bottom</b> Sizes: Small, Medium, Large A or B Thickness	<b>Partial symmetric</b> Shaper for upper or lower breast area Thin edges Top shaper fills in missing breast tissue in upper part of breast Bottom shaper fills in missing breast tissue in lower part of breast Form can be moved around and rotated for best fit Can be worn in a non-pocketed bra


ANITA [www.anita.com](http://www.anita.com)

	<b>1018 EquiTex® Light</b>	<b>Symmetric</b> Very light weight Microfibre, foam and medical standard fleece Designed to be used after surgery and during radiation therapy
	<b>1054 TriLite®</b>	<b>Symmetric</b> Low weight comfort breast form for all figure types. Intended to be suitable for women with heavy breasts, lymphoedema, or uneven scar tissue. Can be used for sports or swimming. Ribbed backing is intended to promote air circulation.






# PRODUCTS

Picture	Model	Features
No image available	1055 TriTex®	<p><b>Symmetric</b></p> <p>Low weight comfort breast form for all figure types. Intended to be suitable for women who have heavy breasts, significant perspiration, skin irritation, lymphoedema or uneven scar tissue.</p> <p>Air chamber system is intended to promote air circulation and skin health. Can be worn directly next to the body.</p>
	1028 Lightweight Prosthesis	<p><b>Symmetric</b></p> <p>Intended to restore contours after partial or reconstructive surgery. Designed to suit women with heavy breasts or lymphoedema.</p> <p>Silicone shell filled with medical standard fleece.</p>
	1057 EquiTex®	<p><b>Symmetric</b></p> <p>Designed for restoring breast contour after partial mastectomy, lumpectomy or reconstructive surgery. Variable filling volume allows women to adapt the size of the breast form to their own needs. Suitable for women with heavy breasts, sensitive scar tissue or lymphoedema.</p>
	1076 Full Prosthesis	<p><b>Asymmetric</b></p> <p>Designed for all figure types, to restore contours at top and underarm side of breast. Also suitable after partial surgery. Intended to give full weight balance after mastectomy.</p>
	1062 Full Prosthesis	<p><b>Asymmetric</b></p> <p>Designed for average to fuller figure types, to restore contours at top and underarm side of breast. Intended to give full weight balance after mastectomy.</p>
	1022 Full Prosthesis	<p><b>Symmetric drop shape</b></p> <p>Designed for slim to average figure types. Intended to restore contours in underarm area and in upper bust line. Intended to give full weight balance after mastectomy.</p>

TRULIFE [www.trulife.ie](http://www.trulife.ie)

	<p>401 Harmony Triangle Light weight Sizes 1-14</p>	<p><b>Symmetric triangle shape</b></p> <p>Light weight silicone</p> <p>Enhanced softness is intended to provide a relaxed drape and profile to suit mature breast tissue</p> <p>Smooth, concave back accommodates excess tissue and fits a shallow to average bra cup</p>
---	---	---

## PRODUCTS

Picture	Model	Features
	<b>403 Harmony Teardrop</b> Light weight Sizes 1-14	<b>Symmetric Teardrop shape</b>  Light weight silicone  Enhanced softness  Fits shallow to average profile with a versatile extension to fill and blend underarm or upper chest as needed  Relaxed drape and softness is designed to behave like natural breast tissue
	<b>Nipples</b> One size, available in light or dark colour	<b>Silicone Nipples</b>  Can be used on either breast forms or natural breasts  No adhesive is required  Packaged in pairs
	<b>561 Impressa</b> Lightweight Sizes 1-14	<b>Symmetric Teardrop shape</b>  Light weight silicone  Soft malleable back that is designed to hug the body's contours for a personalised custom fit, with gentle massaging effect  Rounded bottom shape is intended to make this a versatile form that can easily be worn in a variety of bras including underwire
	<b>615 Featherweight</b> teardrop Foam Sizes 1-14	<b>Symmetric</b>  Foam teardrop form is light enough for immediate postoperative use  Soft cotton-backed cover is non-irritating and can be removed for washing  Can be worn for resting, sleeping or leisure activities
	<b>933 Solight triangle</b> Lightweight Sizes 1-17	<b>Symmetric triangle shape</b>  Light weight silicone  A versatile fit, suitable for all surgery types  Intended to be ideal for women with a slender body frame or who have had bilateral surgery  Suitable for soft cup or under wire bra